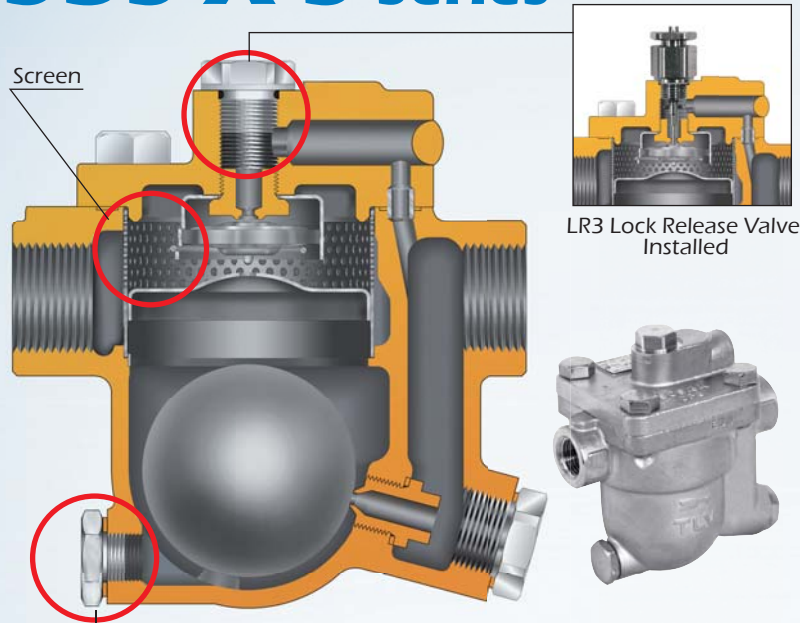


The Answer to Low Temp. Problems in Rubber Vulcanizers

Stainless Steel Free Float® Steam Trap



J3S-X S Series



The Answer to Trap Screen Clogging

Models Available [with/without] Wire Mesh

Rust and scale from the rubber vulcanizer or piping may enter the trap, clogging the internal screen, which then causes the heat plate to decrease in temperature. The **J3S-X S1*** eliminates the wire mesh from the internal screen to prevent** clogging. Small particles of rust and scale are discharged through the orifice (valve opening) along with condensate.



S1/ Screen without wire mesh



S2/ Screen with wire mesh

*J3S-X S2 retains internal wire mesh.

**Not a guarantee that clogging will be prevented.

It is recommended that a strainer with a blowdown valve and appropriately sized wire mesh be installed at the trap inlet, and that periodic blowdown be performed.

The Answer to Steam Locking

Lock Release Valve can be Added

In steam using rubber vulcanizers the heat plate moves up and down making it easy for steam locking to occur. This can result in condensate backup, which causes temperature drops. The S series has a plug in the cover that can be removed to allow an LR3 lock release valve to be installed for combating this problem. By opening the valve a tiny amount to release "locked" steam, the proper temperature can be ensured.

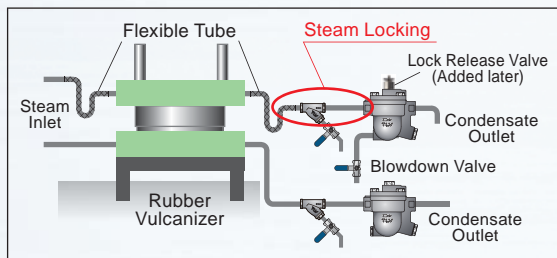
To install the LR on a standard J3S-X, the cover unit must be replaced.

The Answer to Condensate Backup

Blowdown Piping can be Installed

A drain plug at the bottom of the body is equipped as standard. By removing the plug and installing a manual or automatic valve, condensate blowdown can be carried out when there is a temperature drop.

Since the thread standard is G(PF1/4), a thread conversion fitting is needed for piping.




For explanation purposes only, not intended as installation designs.

Stainless Steel for Long Service Life

Simple construction and stainless steel materials provide for a long rust-free service life.

3-point Seating

The float is stabilized by three support points, ensuring secure valve closure and no steam leakage even under minimal condensate load.



Continuous Discharge

The free float moves up and down in response to the amount of condensate inflow, automatically adjusting the valve opening. Because it discharges condensate continuously, it handles the varying condensate load caused by the up and down movement of the heat plate, preventing temperature drops.

Built-in Automatic Air Vent

Utilizes a specialized X-element to vent air not only at batch run startup, but also during operation, preventing temperature drops.

Free Float® Steam Trap J3S-X S Series

- Connection : Screwed, Flanged
- Body Material : A351 Gr.CF8
- Max. Operating Temperature : 220 °C
- Screen Mesh : S1/no, S2/yes
- Size : 15, 20, 25 mm
- Max. Operating Pressure : 1.0 MPaG, 1.4 MPaG
- Max. Discharge Capacity* : 580 kg/h

* The values shown here for condensate discharge capacity are the maximum values for these models under optimal conditions. Refer to TLV's website (<http://www.tlv.co.jp>) for details.

Applications

Rubber Vulcanizers Suffering from Temperature Drops due to Steam Locking

Rubber vulcanizers with temperature drop problems resulting from a steam trap clogged by rust and scale etc.

TLV INTERNATIONAL, INC.

881 Nagasuna, Noguchi, Kakogawa Hyogo 675-8511, JAPAN
 Phone:0794-27-1818 Fax:0794-25-1167
 E-mail:tlv-japan@tlv.co.jp <http://www.tlv.com>

Manufacturer
TLV CO., LTD.
 Kakogawa, Japan
is approved by LRQA Ltd. to ISO 9001/14001



Rev. 9/2014 (T)