



# FREE FLOAT STEAM TRAP

## MODEL JH7.2 CAST STEEL

### HIGH PRESSURE FREE FLOAT STEAM TRAP WITH AIR VENT VALVE

#### Features

**A reliable and durable cast steel free float trap with tight shut-off for use on medium-size process equipment.**

1. Self-modulating free float provides continuous, smooth, low velocity condensate discharge as process loads vary.
2. Constant water-seal design ensures steam-tight seal, even under low-load conditions.
3. Only one moving part, the free float, eliminates concentrated wear and provides long maintenance-free service life.
4. Easy-to-use air vent valve facilitates rapid start-up.
5. Easy, inline access to internal parts simplifies cleaning and reduces maintenance costs.
6. Built-in screen with large surface ensures trouble free operation.



#### Specifications

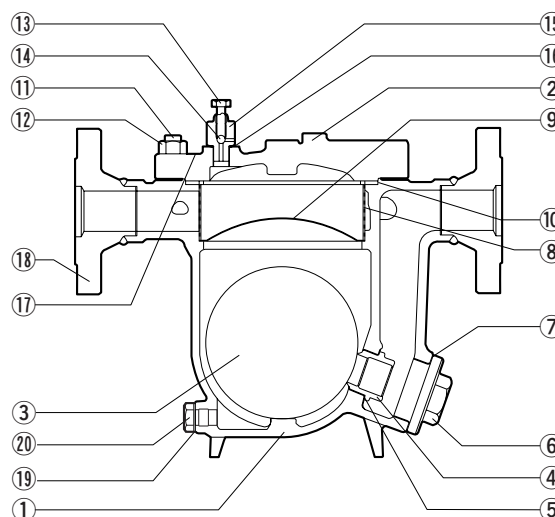
Model	JH7.2		
Connection	Flanged		
Size	DN 40, 50		
Orifice No.	0.5, 1, 2, 5, 10, 14, 22, 32, 40		
Maximum Operating Pressure (barg) PMO	0.5, 1, 2, 5, 10, 14, 22, 32, 40		
Maximum Differential Pressure (bar) ΔPMX	0.5, 1, 2, 5, 10, 14, 22, 32, 40		
Maximum Operating Temperature (°C) TMO	400		

PRESSURE SHELL DESIGN CONDITIONS (**NOT** OPERATING CONDITIONS): Maximum Allowable Pressure (barg) PMA: 46  
Maximum Allowable Temperature (°C) TMA: 400 1 bar = 0.1 MPa



To avoid abnormal operation, accidents or serious injury, **DO NOT** use this product outside of the specification range. Local regulations may restrict the use of this product to below the conditions quoted.

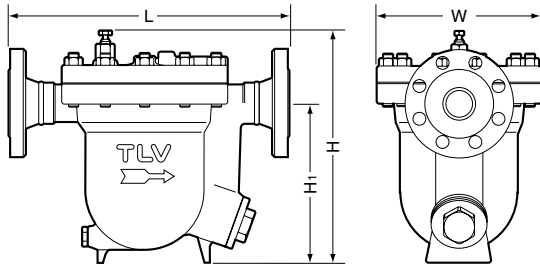
No.	Description	Material*	DIN	ASTM/AISI
①	Body	Cast Steel SCPH2	1.0619	A216 Gr. WCB
②	Cover	Carbon Steel A105	1.0460	A105
③ <sup>F</sup>	Float	Stainless Steel SUS316L	1.4404	AISI316L
④ <sup>R</sup>	Orifice	Cast Stainless Steel SCS2A	1.4027	A217 Gr. CA15
⑤ <sup>MR</sup>	Orifice Gasket	Soft Iron SUYP	1.1121	AISI1010
⑥	Orifice Plug	Cast Stainless Steel SCS13A	1.4308	A351 Gr. CF-8
⑦ <sup>MR</sup>	Orifice Plug Gasket	Soft Iron SUYP	1.1121	AISI1010
⑧ <sup>R</sup>	Screen	Stainless Steel SUS430	1.4016	AISI430
⑨	Screen Holder	Stainless Steel SUS304	1.4301	AISI304
⑩ <sup>MR</sup>	Cover Gasket	Stainless Steel/Graphite SUS304	1.4301	AISI304
⑪	Cover Bolt	Alloy Steel SNB16	1.7711	A193 Gr. B16
⑫	Cover Nut	Carbon Steel S45C	1.0503	AISI1045
⑬ <sup>V</sup>	Air Vent Valve Stem	Stainless Steel SUS304	1.4301	AISI304
⑭ <sup>V</sup>	Steel Ball	Stainless Steel SUS440C	1.4125	AISI440
⑮ <sup>V</sup>	Air Vent Valve Body	Stainless Steel SUS303	1.4305	AISI303
⑯ <sup>MR</sup>	Air Vent Valve Gasket	Soft Iron SUYP	1.1121	AISI1010
⑰	Nameplate	Stainless Steel SUS304	1.4301	AISI304
⑱	Flange/Socket	Carbon Steel A105	1.0460	A105
⑲ <sup>MR</sup>	Drain Plug Gasket	Soft Iron SUYP	1.1121	AISI1010
⑳	Drain Plug	Carbon Steel S25C	1.1158	AISI1025



\* Equivalent materials  
Replacement kits available: (M) maintenance parts, (R) repair parts, (F) float  
(V) air vent valve unit

**Dimensions**

● JH7.2 Flanged

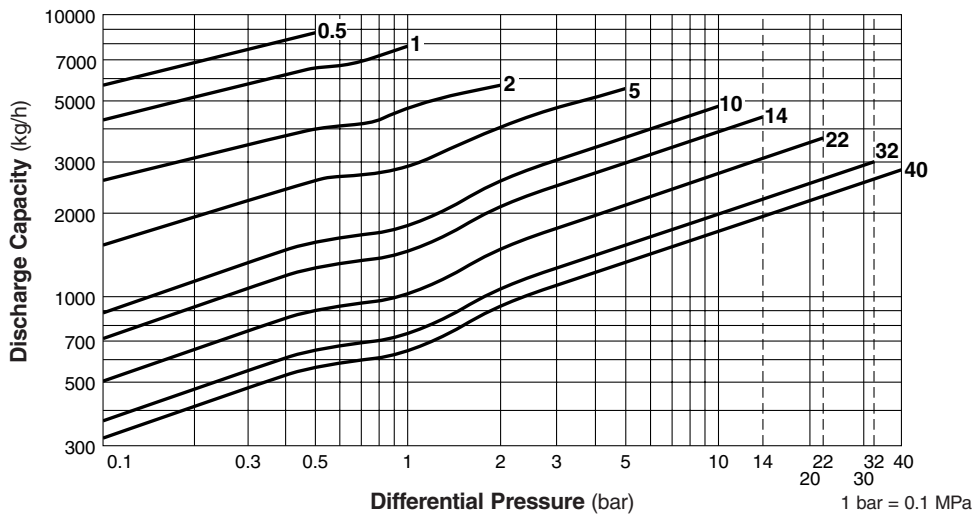


**JH7.2 Flanged** (mm)

DN	L				H	H <sub>1</sub>	φW	Weight* (kg)
	DIN 2501 PN25/40	ASME Class						
		150RF	300RF	600RF				
40	419	406	413	429	355	244	250	38
50	423	410	416	435				41

Other standards available, but length and weight may vary  
\* Weight is for DIN PN 25/40

**Discharge Capacity**



1. Line numbers within the graph refer to orifice numbers.
2. Differential pressure is the difference between the inlet and outlet pressure of the trap.
3. Capacities are based on continuous discharge of condensate 6°C below saturated steam temperature.
4. Recommended safety factor: at least 1.5.



**CAUTION** DO NOT use traps under conditions that exceed maximum differential pressure, as condensate backup will occur!

Manufacturer

ISO 9001/ISO 14001

**TLV**® CO., LTD.  
Kakogawa, Japan

is approved by LRQA Ltd. to ISO 9001/14001

