



FREE FLOAT[®] STEAM TRAP

MODEL J7X

FREE FLOAT STEAM TRAP WITH THERMOSTATIC AIR VENTING

Features

A reliable and durable cast iron steam trap with tight shut-off for use on medium-size process equipment.

1. Self-modulating free float provides continuous, smooth, low velocity condensate discharge as process loads vary.
2. Only one moving part, the free float, prevents concentrated wear and provides long maintenance-free service life.
3. Thermostatic capsule (X-element) with "fail open" feature vents air automatically until close-to-steam temperature.
4. Built-in screen with large surface area ensures extended trouble-free operation.
5. Easy, inline access to internal parts simplifies cleaning and reduces maintenance costs.



Specifications

Model	JS7X	J7X
Connection	Screwed	Flanged
Size (mm)	25, 40	20, 25, 32, 40, 50
Orifice No.	2.5, 5, 10, 14, 16	
Maximum Operating Pressure (MPaG) PMO	0.25, 0.5, 1.0, 1.4, 1.6	
Maximum Differential Pressure (MPa) ΔPMX	0.25, 0.5, 1.0, 1.4, 1.6	
Minimum Operating Pressure (MPaG)	0.01	
Maximum Operating Temperature (°C) TMO	220	
Subcooling of X-element fill (°C)	up to 6 (option: up to 11)	
Type of X-element	C6 (option: C11)	

PRESSURE SHELL DESIGN CONDITIONS (**NOT** OPERATING CONDITIONS):

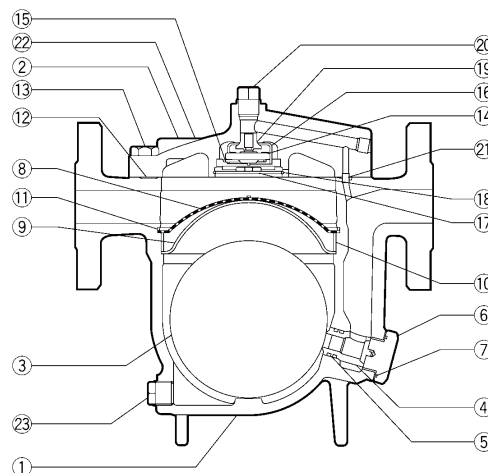
1 MPa = 10.197 kg/cm²

Maximum Allowable Pressure (MPaG) PMA: 1.6 Maximum Allowable Temperature (°C) TMA: 220



To avoid abnormal operation, accidents or serious injury, DO NOT use this product outside of the specification range. Local regulations may restrict the use of this product to below the conditions quoted.

No.	Description	Material	JIS	ASTM/AISI*
①	Body	Cast Iron	FCV400	A842 Gr.400
②	Cover	Cast Iron	FCV400	A842 Gr.400
③ ^F	Float	Stainless Steel	SUS316L	AISI316L
④ ^R	Orifice	—	—	—
⑤ ^{MR}	Orifice O-Ring	Ethylene Propylene Rubber	EPR	D2000CA
⑥	Orifice Holder Plug	Carbon Steel	S25C	AISI1025
⑦ ^{MR}	Orifice Plug Gasket	Fluorine Resin	PTFE	PTFE
⑧ ^R	Screen	Stainless Steel	SUS304	AISI304
⑨	Screen Holder	Stainless Steel	SUS304	AISI304
⑩	Screen Holder Retainer	Stainless Steel	SUS304	AISI304
⑪	Snap Ring	Stainless Steel	SUS304	AISI304
⑫ ^{MR}	Cover Gasket	Fluorine Resin	PTFE	PTFE
⑬	Cover Bolt	Carbon Steel	S45C	AISI1045
⑭ ^R	X-element	Stainless Steel	—	—
⑮ ^R	Spring Clip	Stainless Steel	SUS304	AISI304
⑯ ^R	X-element Guide	Stainless Steel	SUS304	AISI304
⑰ ^R	X-element Cover	Stainless Steel	SUS304	AISI304
⑱ ^R	Snap Ring	Stainless Steel	SUS304	AISI304
⑲ ^R	Air Vent Valve Seat	Stainless Steel	SUS420F	AISI420F
⑳	Plug	Carbon Steel	SS400	A6
㉑	Connector	Stainless Steel	SUS416	AISI416
㉒	Nameplate	Stainless Steel	SUS304	AISI304
㉓	Drain Plug	Carbon Steel	SS400	A6

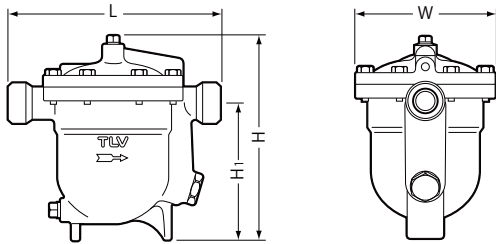


* Equivalent

Replacement its available: (M) maintenance parts, (R) repair parts, (F) float

Dimensions

• **JS7X** Screwed

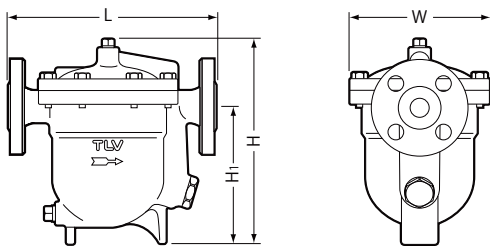


JS7X Screwed* (mm)

Size	L	H	H ₁	W	Weight (kg)
25	280	280	185	185	13
40		295	190		14

* Rc(PT), other standards available

• **J7X** Flanged

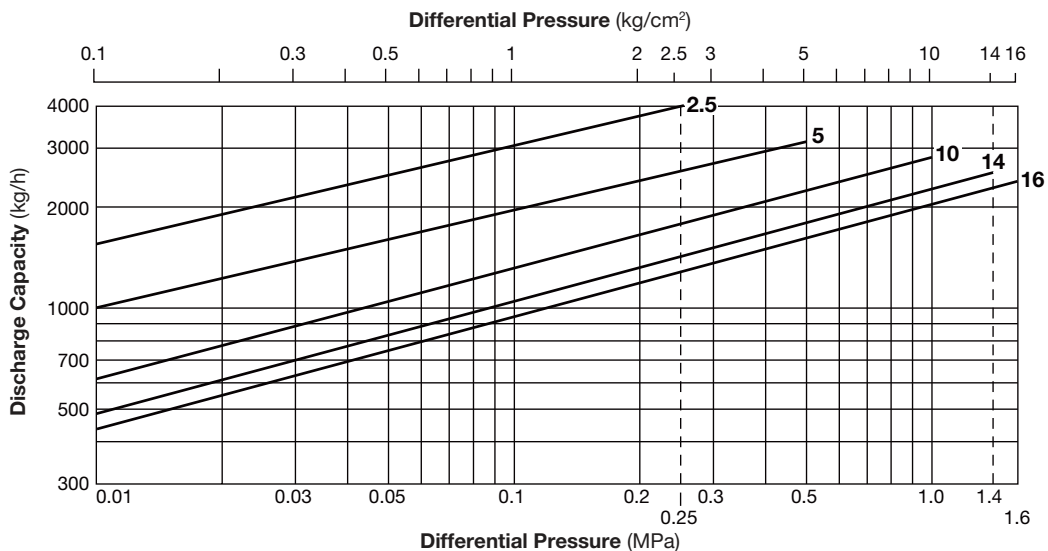


J7X Flanged (mm)

Size	L				H	H ₁	W	Weight* (kg)
	ASME Class							
	125FF	(150RF)	250RF	(300RF)				
(20)	—	—	270	275	180	185	15	
25	258	270	270	274	185		16	
32	—	—	270	290	190		17	
40	270	280	282	284	295		18	
50	282	290	295	296	305		195	19

() No ASME standard exists for cast iron; machined to fit steel flanges
 Class 125 FF can connect to 150 RF, 250 RF can connect to 300 RF
 Other standards available, but length and weight may vary
 * Weight is for Class 250 RF/300 RF

Discharge Capacity



1. Line numbers within the graph refer to orifice numbers.
2. Differential pressure is the difference between the inlet and outlet pressure of the trap.
3. Capacities are based on continuous discharge of condensate 6 °C below saturated steam temperature.
4. Recommended safety factor: at least 1.5.

CAUTION DO NOT use this product under conditions that exceed maximum differential pressure, as condensate backup will occur!

Manufacturer
TLV CO., LTD.
 Kakogawa, Japan
is approved by LRQA Ltd. to ISO 9001/14001

ISO 9001
 ISO 14001