



# RAPID INITIAL AIR VENT

## MODEL VA

### RAPID INITIAL AIR VENT FOR WATER SYSTEMS

#### Features

**Float-type mechanical valve for rapidly venting air from water piping systems at start-up for moderate to hot water.**

1. Large orifice can vent large volumes of initial air for quick system start-up.
2. Combination of precision-ground float and valve seat with rubber contact assures seal tightness when vent is closed.
3. Only one moving part, the free float, eliminates concentrated wear and provides long maintenance-free service life.
4. Facilitates drainage of the system by introducing air when the system has to be drained.
5. Dual function as a rapid initial air vent and a vacuum breaker.



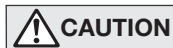
#### Specifications

Model		VA1	VA3	VA4	VA5
Connection	Inlet	Flanged			
	Outlet	Screwed		Flanged	
Size (mm)	Inlet	50	80	100	150
	Outlet	20	32	65	100
Maximum Operating Pressure (MPaG) PMO		1.0			
Minimum Operating Pressure (MPaG)		0.01			
Maximum Operating Temperature (°C) TMO		100			
Applicable Fluid*		Water			

\* Do not use for toxic, flammable or otherwise hazardous fluids.

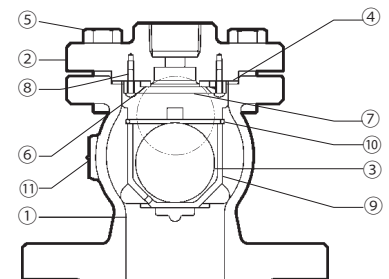
1 MPa = 10.197 kg/cm<sup>2</sup>

PRESSURE SHELL DESIGN CONDITIONS (**NOT** OPERATING CONDITIONS): Maximum Allowable Pressure (MPaG) PMA: 1.0  
Maximum Allowable Temperature (°C) TMA: 150



To avoid abnormal operation, accidents or serious injury, DO NOT use this product outside of the specification range. Local regulations may restrict the use of this product to below the conditions quoted.

No.	Description	Material	JIS	ASTM/AISI*
①	Body	Cast Iron	FC250	A126 Cl.B
②	Cover	Cast Iron	FC250	A126 Cl.B
③	Float	Stainless Steel	SUS316L	AISI316L
④	Cover Gasket	Fiber-Rubber Compound	—	—
⑤	Cover Bolt	Carbon Steel	SS400	A307 Gr.B
⑥	Valve Seat	Nitrile Rubber	NBR	D2000BF
⑦	Valve Seat Retainer	VA1: Brass	C3604	B16 C36000
		VA3-5: Bronze	CAC407	B584 C92200
⑧	Set Screw	Brass	C3604	B16 C36000
⑨	Float Guide	Bronze	CAC407	B584 C92200
⑩	Snap Ring	Stainless Steel	SUS304	AISI304
⑪	Nameplate	Stainless Steel	SUS304	AISI304

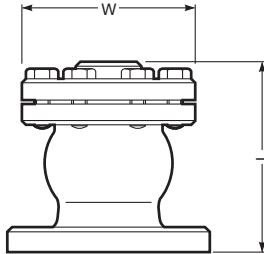


\* Equivalent

**Dimensions**

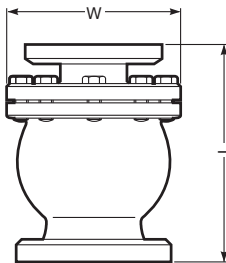
● VA1 ● VA3

Flanged / Screwed



● VA4 ● VA5

Flanged / Flanged

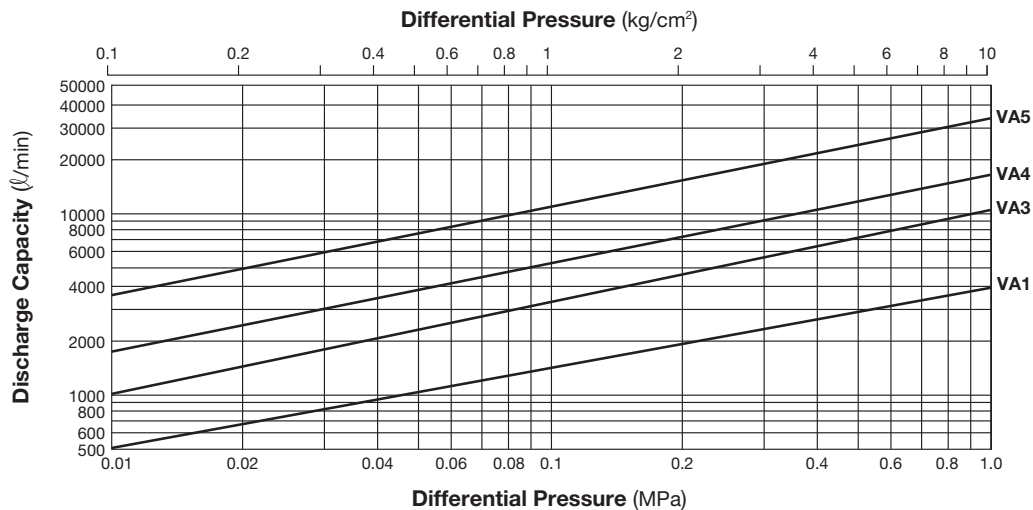


**VA** Flanged / Screwed, Flanged / Flanged (mm)

Model	Size		L		φ W	Weight* (kg)
	Inlet	Outlet	ASME Class			
			125FF	(150RF)		
VA1	50	20	126	130	110	5.1
VA3	80	32	170	174	145	9.5
VA4	100	65	297	301	235	34
VA5	150	100	447	447	335	72

( ) No ASME standard exists for cast iron; machined to fit steel flanges  
 Class 125 FF can connect to 150 RF  
 Screwed outlet connections are Rc(PT)  
 Other standards available, but length and weight may vary  
 \* Weight is for Class 125 FF

**Discharge Capacity**



1. Differential pressure is the difference between the inlet and outlet pressure of the air vent.
2. Capacities are equivalent capacities of air at 20 °C under atmospheric pressure.



Once the valve closes after discharging initial air, it will not open again, even if air accumulates inside the product, until internal pressure drops to near atmospheric pressure.

Manufacturer  
**TLV® CO., LTD.**  
 Kakogawa, Japan  
 is approved by LRQA Ltd. to ISO 9001/14001

