



# BALANCED PRESSURE THERMOSTATIC STEAM TRAP

## MODEL LV21 STAINLESS STEEL

### BALANCED PRESSURE THERMOSTATIC TRAP WITH "FAIL OPEN" DESIGN

#### Features

All stainless steel thermostatic trap suitable for applications where the condensate load is relatively small e.g. tracing, vessels and heaters. Preferably for vertical installation.

1. "Fail open" feature.
2. Rugged, yet light construction, withstands superheat and water hammer.
3. Cyclic operation with fixed subcooling throughout entire pressure range.
4. Outstanding air venting capability.
5. Compact, yet high capacity.
6. Easy to maintain and easy to clean.
7. Hardened stainless steel valve surfaces.
8. Built-in screen with large surface area.



#### Pressure Equipment Directive (PED)

Classification according to PED 2014/68/EU, fluid group 2

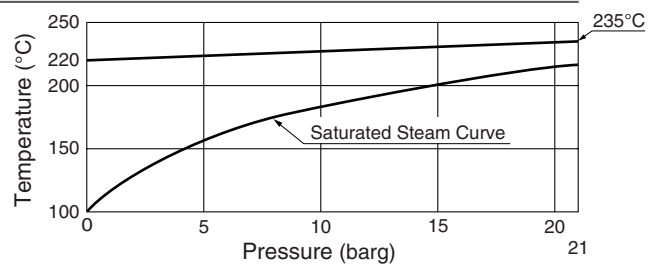
Size	Category	CE marking
DN 8 to DN 15	—*	Art. 4, Sec. 3 (sound engineering practice), CE marking not allowed

\* Manufactured in accordance with sound engineering practice

#### Specifications

Model	LV21
Connection	Screwed
Size	1/4", 3/8", 1/2"
Max. Operating Press. (barg) PMO	21
Min. Operating Press. (barg)	0.1
Maximum Back Pressure	90% of Inlet Pressure
Max. Operating Temp. (°C) TMO	see graph at right
Subcooling of X-element Fill (°C)	up to 6 (option: up to 22)
Type of X-element	C6 (option: C22)

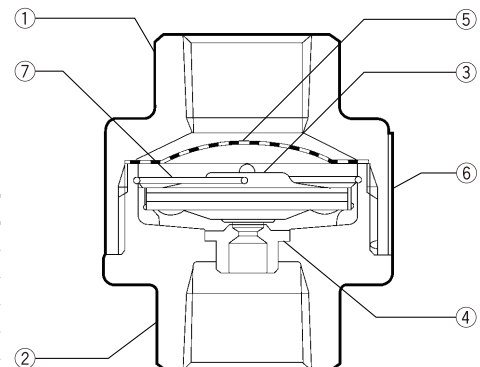
1 bar = 0.1 MPa



#### PRESSURE SHELL DESIGN CONDITIONS (NOT OPERATING CONDITIONS):

Maximum Allowable Pressure (barg) PMA: 63  
 Maximum Allowable Temperature (°C) TMA: 425  
 Minimum Allowable Temperature (°C): -40

**CAUTION** To avoid abnormal operation, accidents or serious injury, DO NOT use this product outside of the specification range. Local regulations may restrict the use of this product to below the conditions quoted.

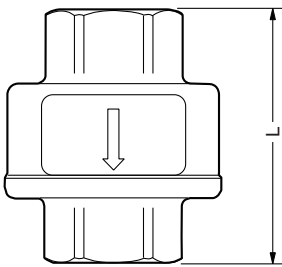
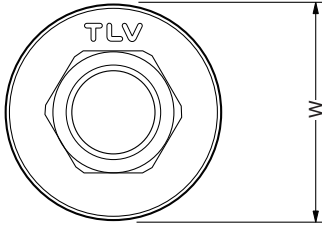


No.	Description	Material	DIN*	ASTM/AISI*
①	Body Upper Part	Cast Stainless Steel A351/A351M Gr.CF8 or CF8M	1.4312 or 1.4410	—
②	Body Lower Part	Cast Stainless Steel A351/A351M Gr.CF8 or CF8M	1.4312 or 1.4410	—
③	X-element	Stainless Steel	—	—
④	Valve Seat	Stainless Steel SUS630	1.4542	AISI630
⑤	Screen	Stainless Steel SUS304	1.4301	AISI304
⑥	Nameplate	Stainless Steel SUS304/SUS316L	1.4301/1.4404	AISI304/AISI316L
⑦	Spring Clip	Stainless Steel SUS304	1.4301	AISI304

\* Equivalent materials

**Dimensions**

● **LV21** Screwed

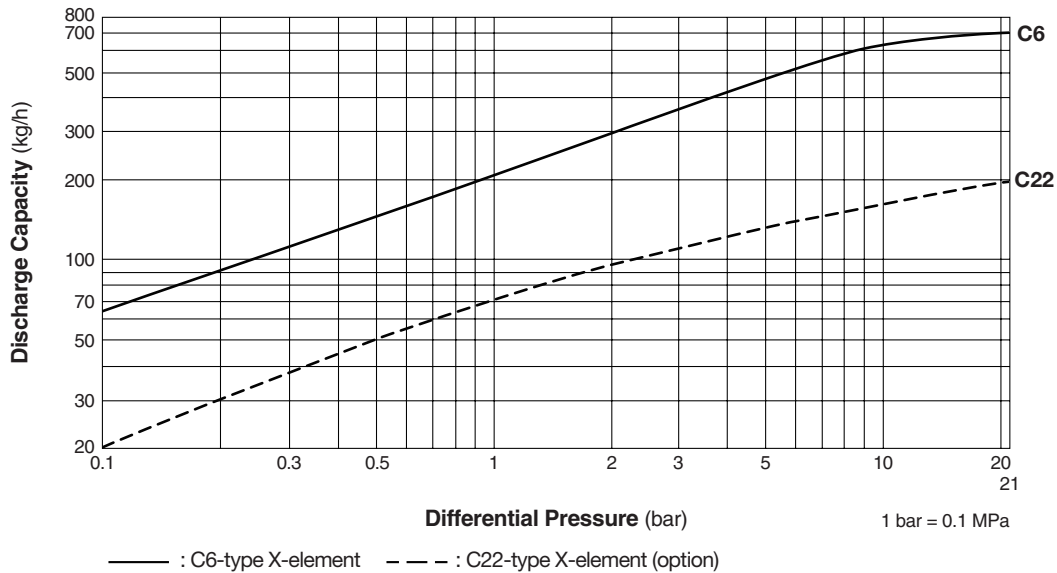


**LV21** Screwed\* (mm)

Size	L	φ W	Weight (kg)
1/4"	55	47	0.4
3/8"			
1/2"			

\* BSP DIN 2999, other standards available

**Discharge Capacity**



1. Differential pressure is the difference between the inlet and outlet pressure of the trap.
2. Recommended safety factor: 2.

Manufacturer  
**TLV** CO., LTD.  
 Kakogawa, Japan  
 is approved by LRQA Ltd. to ISO 9001/14001

