



FREE FLOAT® STEAM TRAP

MODEL SJH6X CAST STEEL STAINLESS STEEL

FREE FLOAT STEAM TRAP WITH THREE-POINT SEATING AND THERMOSTATIC AIR VENTING

Features

Reliable and durable steam trap with tight shut-off for use on medium-size process equipment. For horizontal piping installation.

1. Self-modulating free float provides continuous, smooth, low velocity condensate discharge as process loads vary.
2. Precision-ground float, constant water seal and three-point seating design ensure a steam-tight seal, even under no-load conditions.
3. Thermostatic capsule (X-element) with "fail open" feature vents air automatically until close-to-steam temperature.
4. Built-in screen with large surface area ensures extended trouble-free operation.
5. Easy, inline access to internal parts simplifies cleaning and reduces maintenance costs.

Pressure Equipment Directive (PED)

Classification according to PED 2014/68/EU, fluid group 2

Size	Category	CE marking
DN 40	I	with CE marking and Declaration of Conformity



Specifications

Model		SJH6NX
Installation		Horizontal
Connection		Flanged
Size		DN 40
Orifice No.		5, 10, 14, 22, 32
Maximum Operating Pressure (barg)	PMO	5, 10, 14, 22, 32
Maximum Differential Pressure (bar)	ΔPMX	5, 10, 14, 22, 32
Maximum Operating Temperature (°C)	TMO	240
Subcooling of X-element Fill (°C)		up to 6
Type of X-element		C6

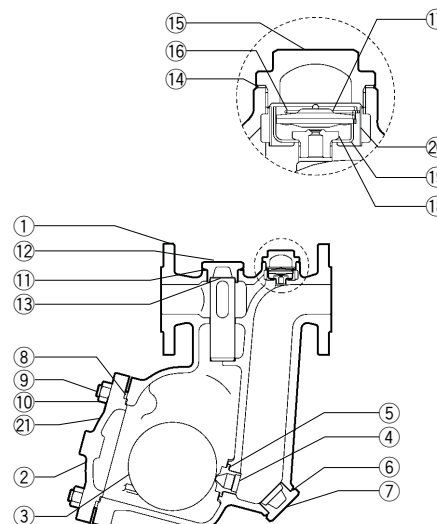
PRESSURE SHELL DESIGN CONDITIONS (NOT OPERATING CONDITIONS): Maximum Allowable Pressure (barg) PMA: 40 1 bar = 0.1 MPa
Maximum Allowable Temperature (°C) TMA: 400



To avoid abnormal operation, accidents or serious injury, DO NOT use this product outside of the specification range. Local regulations may restrict the use of this product to below the conditions quoted.

No.	Description	Material	DIN*	ASTM/AISI*
①	Body	Cast Steel A216 Gr.WCB Cast Stainl. Stl.** A351 Gr.CF8	1.0619 1.4312	— —
②	Cover	Cast Steel A216 Gr.WCB Cast Stainl. Stl.** A351 Gr.CF8	1.0619 1.4312	— —
③	Float	Stainless Steel SUS316L	1.4404	AISI316L
④	Orifice	—	—	—
⑤	Orifice Gasket	Graphite/Stainl. Stl. SUS316L	- /1.4404	- /AISI316L
⑥	Orifice Plug Gasket	Soft Iron SUYP Stainless Steel** SUS316L	1.1121 1.4404	AISI1010 AISI316L
⑦	Orifice Plug	Cast Stainl. Stl. A351 Gr.CF8	1.4312	—
⑧	Cover Gasket	Graphite/Stainl. Stl. SUS316L	- /1.4404	- /AISI316L
⑨	Cover Bolt	Alloy Steel SNB7 Stainless Steel** SUS304	1.7225 1.4301	A193 Gr.B7 AISI304
⑩	Cover Nut	Carbon Steel S45C Stainless Steel** SUS304	1.0503 1.4301	AISI1045 AISI304
⑪	Screen Holder Gasket	Soft Iron SUYP Stainless Steel** SUS316L	1.1121 1.4404	AISI1010 AISI316L
⑫	Screen Holder	Cast Stainl. Stl. A351 Gr.CF8	1.4312	—
⑬	Screen	Stainless Steel SUS430	1.4016	AISI430
⑭	X-element Cover Gasket	Soft Iron SUYP Stainless Steel** SUS316L	1.1121 1.4404	AISI1010 AISI316L
⑮	X-element Cover	Cast Stainl. Stl. A351 Gr.CF8	1.4312	—
⑯	Spring Clip	Stainless Steel SUS304	1.4301	AISI304
⑰	X-element	Stainless Steel	—	—
⑱	Air Vent Valve Seat	Stainless Steel SUS420F	1.4028	AISI420F
⑲	X-element Guide	Stainless Steel SUS304	1.4301	AISI304
⑳	Air Vent Screen	Stainless Steel SUS304	1.4301	AISI304
㉑	Nameplate	Stainless Steel SUS304	1.4301	AISI304

* Equivalent materials ** For stainless steel model

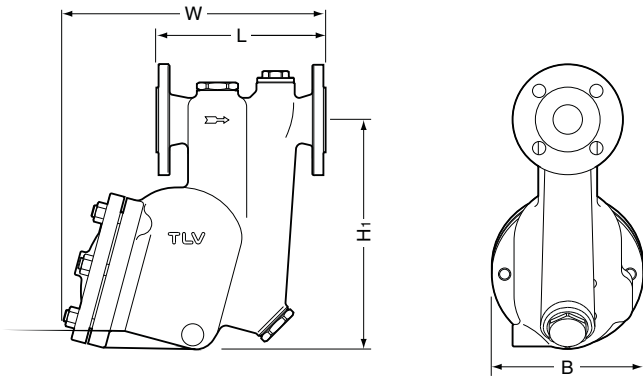


Dimensions

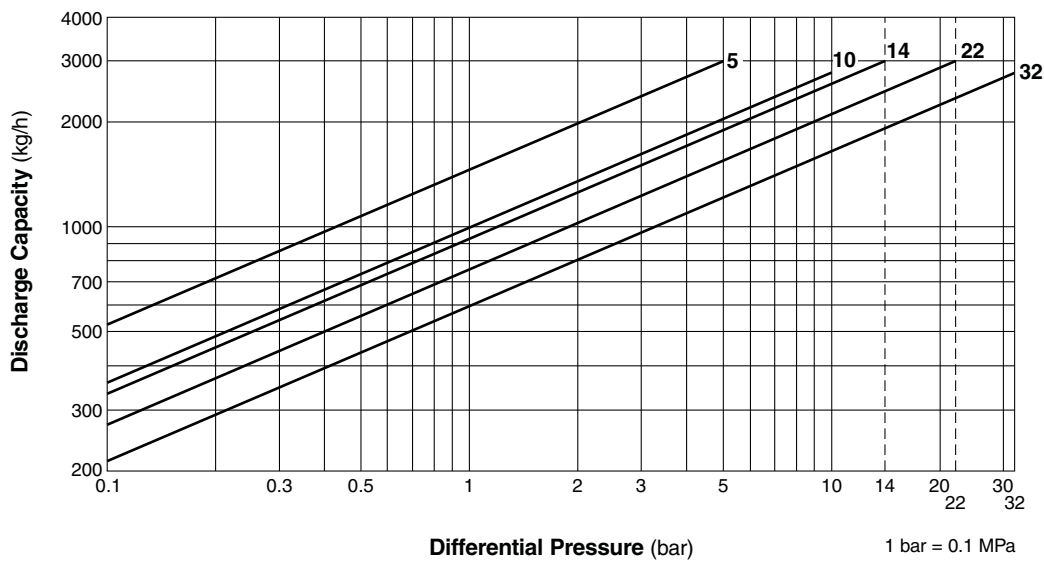
● **SJH6NX** Flanged

SJH6NX Flanged (mm)

DN	L	H ₁	W	B	Weight* (kg)
	DN 2501 PN25/40				
40	230	270	325	180	28



Discharge Capacity



1. Line numbers within the graph refer to orifice numbers.
2. Differential pressure is the difference between the inlet and outlet pressure of the trap.
3. Capacities are based on continuous discharge of condensate 6 °C below saturated steam temperature.
4. Recommended safety factor: at least 1.5.



DO NOT use this product under conditions that exceed maximum differential pressure, as condensate backup will occur!

Manufacturer

TLV CO., LTD.
Kakogawa, Japan

is approved by LRQA Ltd. to ISO 9001/14001

ISO 9001
ISO 14001

