



FREE FLOAT AIR TRAP

MODEL JA3D ZINC ALLOY

FREE FLOAT AIR TRAP WITH TIGHT SHUT-OFF

Features

Compact free float air trap to automatically drain condensate from compressed air systems.

1. Self-modulating free float provides soft, continuous, and smooth, low velocity discharge as process loads vary.
2. Perfect air-tight seal, even under low-load conditions.
3. Only one moving part, the free float, eliminates concentrated valve wear and provides long maintenance-free service life.
4. Built-in screen with large surface area ensures extended trouble-free service.
5. Manual blowdown device allows cleaning of the valve seat from outside during operation in case of oil and dirt accumulation.
6. All internal parts made of stainless steel.
7. For either horizontal or vertical installation.



Specifications

Model	JA3D	
Connection	Screwed	
Size	1/2"	
Maximum Operating Pressure (barg)	PMO	16
Maximum Differential Pressure (bar)	ΔPMX	16
Maximum Operating Temperature (°C)	TMO	100

PRESSURE SHELL DESIGN CONDITIONS (NOT OPERATING CONDITIONS):

Maximum Allowable Pressure (barg) PMA: 16

Maximum Allowable Temperature (°C) TMA: 100

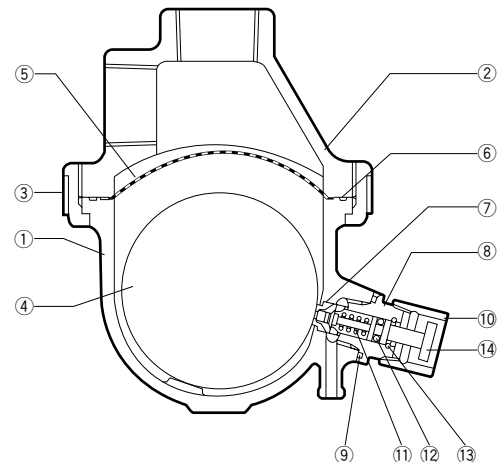
1 bar = 0.1 MPa



To avoid abnormal operation, accidents or serious injury, DO NOT use this product outside of the specification range. Local regulations may restrict the use of this product to below the conditions quoted.

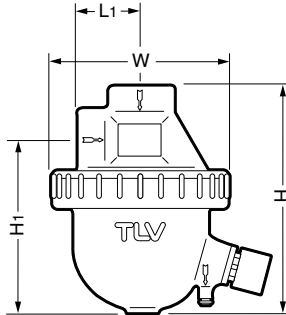
No.	Description	Material	DIN*	ASTM/AISI*
①	Body	Zinc Alloy ZDC2	2.2140.05	B86 AC140A
②	Cover	Zinc Alloy ZDC2	2.2140.05	B86 AC140A
③	Union Nut	Zinc Alloy ZDC2	2.2140.05	B86 AC140A
④	Float	Stainless Steel SUS316L	1.4404	AISI316L
⑤	Screen	Stainless Steel SUS430	1.4016	AISI430
⑥	Cover Gasket	Nitrile Rubber NBR	NBR	D2000BF
⑦	Valve Seat	Nitrile Rubber NBR	NBR	D2000BF
⑧	Valve Seat Holder	Stainless Steel SUS420F	1.4028	AISI420F
⑨	Holder Gasket	Fluorine Resin PTFE	PTFE	PTFE
⑩	Guard Bushing	Carbon Steel SGP	1.0035	A53 type F
⑪	Coil Spring	Stainless Steel SUS304	1.4301	AISI304
⑫	Plunger O-Ring	Nitrile Rubber NBR	NBR	D2000BF
⑬	Snap Ring	Stainless Steel SUS304	1.4301	AISI304
⑭	Plunger	Stainless Steel SUS416	1.4005	AISI416

* Equivalent materials



Dimensions

● **JA3D** Screwed



JA3D Screwed* (mm)

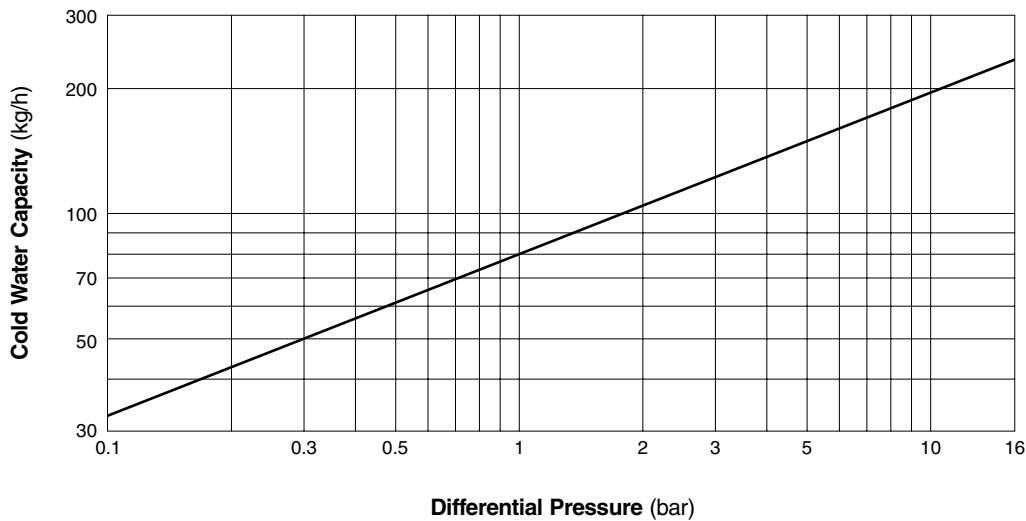
Size	L ₁	H	H ₁	φW	Weight (kg)
1/2"	28	104	80	80	0.6

* BSP DIN 2999, other standards available

NOTE

A pressure balancing line must be connected with the air system from the port at the top or side of the trap to a place above any possible condensate accumulation in the system.

Discharge Capacity



1 bar = 0.1 MPa

1. Differential pressure is the difference between the inlet and outlet pressure of the trap.
2. The chart is applicable to condensate below 100 °C.
3. The discharge capacity is for a liquid with specific gravity of 1.
4. Recommended safety factor: at least 1.5.



DO NOT use traps under conditions that exceed maximum differential pressure, as condensate backup will occur!

Manufacturer

ISO 9001/ISO 14001

TLV CO., LTD.
Kakogawa, Japan

is approved by LRQA Ltd. to ISO 9001/14001

