



AUTOMATIC AIR VENT

MODEL VS1C STAINLESS STEEL

AUTOMATIC AIR VENT FOR HIGH TEMPERATURE LIQUIDS

Features

All stainless steel air vent for vertical installation in liquid systems. Automatically vents air from liquids* above 0.8 S.G.**

1. Precision-ground float, three-point seating and valve seat with rubber contact ensure superior sealing.
2. Unique rotational seating design eliminates concentrated wear.
3. Dual function as air vent and vacuum breaker.
4. Optional high temperature stainless steel valve seat available.***

* Do not use for flammable or otherwise hazardous fluids

** Consult TLV for specific gravities lower than 0.8

*** Sealing effectiveness may be slightly lowered.



Specifications

Model		VS1C
Connection		Screwed
Size		1/2", 3/4", 1"
Orifice No.		10, 21
Maximum Operating Pressure (barg)	PMO	10, 21
Minimum Operating Pressure (barg)		0.1
Maximum Operating Temperature (°C)	TMO	150 (220 with optional metal seat)

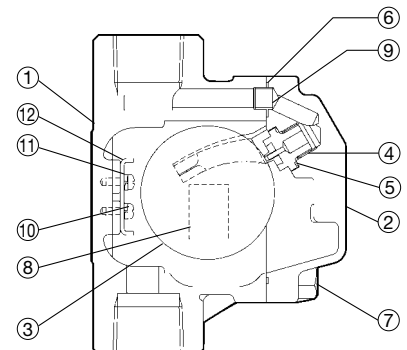
PRESSURE SHELL DESIGN CONDITIONS (**NOT** OPERATING CONDITIONS): Maximum Allowable Pressure (barg) PMA: 21 1 bar = 0.1 MPa
Maximum Allowable Temperature (°C) TMA: 220



To avoid abnormal operation, accidents or serious injury, DO NOT use this product outside of the specification range. Local regulations may restrict the use of this product to below the conditions quoted.

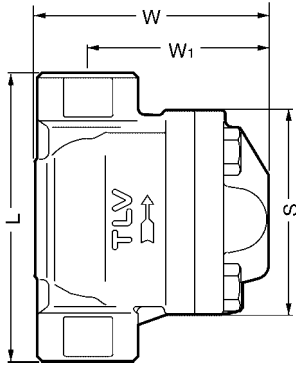
No.	Description	Material	DIN*	ASTM/AISI*
①	Body	Cast Stainless Steel A351 Gr.CF8	1.4312	—
②	Cover	Cast Stainless Steel A351 Gr.CF8	1.4312	—
③	Float	Stainless Steel SUS316L	1.4404	AISI316L
④	Valve Seat	Stainless Steel SUS303/ Fluorine Rubber FPM	1.4305/ FPM	A303/ D2000HK
⑤	Valve Seat Gasket	Fluorine Resin PTFE	PTFE	PTFE
⑥	Cover Gasket	Fluorine Resin PTFE	PTFE	PTFE
⑦	Cover Bolt	Stainless Steel SUS304	1.4301	AISI304
⑧	Nameplate	Stainless Steel SUS304	1.4301	AISI304
⑨	Connector	Stainless Steel SUS304	1.4301	AISI304
⑩	Screw	Stainless Steel SUS304	1.4301	AISI304
⑪	Spring Washer	Stainless Steel SUS304	1.4301	AISI304
⑫	Guide Plate	Stainless Steel SUS304	1.4301	AISI304

* Equivalent materials



Dimensions

● **VS1C** Screwed



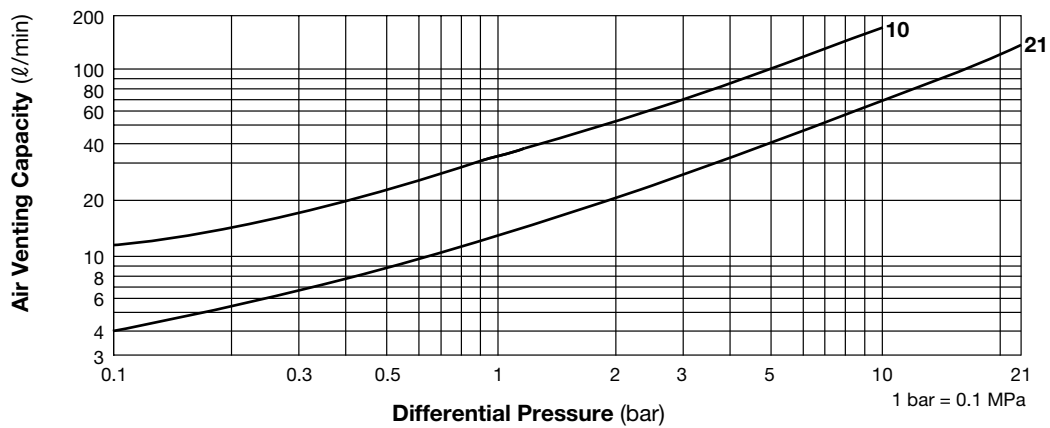
VS1C Screwed*

(mm)

Size	L	W	W ₁	S	Weight (kg)
15	110	95	74	85	1.6
20	120				1.7
25	130				1.8

* BSP DIN 2999, other standards available

Air Venting Capacity



1. Line numbers within the graph above refer to orifice numbers.
2. Differential Pressure is the difference between the inlet and outlet pressure of the air vent.
3. Capacities are equivalent capacities of standard air (air at 20 °C and atmospheric pressure).

CAUTION Air vents used under conditions which exceed maximum differential pressure will fail closed.

Manufacturer
TLV® CO., LTD.
 Kakogawa, Japan
is approved by LRQA Ltd. to ISO 9001/14001

ISO 9001/ISO 14001

