



THERMODYNE STEAM TRAP

MODEL A65S

THERMODYNAMIC DISC TRAP WITH THERMOSTATIC AIR VENTING

Features

Inline repairable trap of weldable carbon steel for high-pressure steam mains.

1. Hardened stainless steel working surfaces.
2. Air-jacketing reduces no-load cycling.
3. Lapped disc provides steam-tight seal without air-binding.
4. Built-in, easy-to-clean screen.
5. Bimetal ring provides quick thermostatic air venting.
6. Inline replaceable valve module.



Specifications

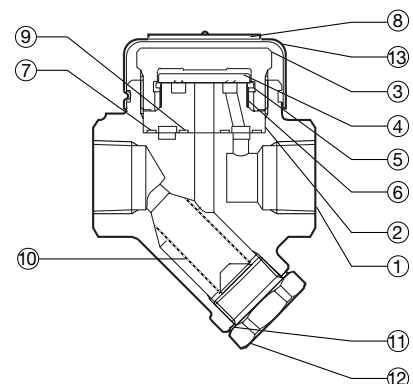
Model		A65S		
Connection		Screwed	Socket Welded	Flanged
Size (mm)		15, 20, 25		
Maximum Operating Pressure (MPaG)	PMO	6.5		
Minimum Operating Pressure (MPaG)		0.03		
Maximum Operating Temperature (°C)	TMO	425		
Maximum Back Pressure		80% of Inlet Pressure		

PRESSURE SHELL DESIGN CONDITIONS (**NOT** OPERATING CONDITIONS): Maximum Allowable Pressure (MPaG) PMA: 6.5 1 MPa = 10.197 kg/cm²
Maximum Allowable Temperature (°C) TMA: 425



To avoid abnormal operation, accidents or serious injury, DO NOT use this product outside of the specification range. Local regulations may restrict the use of this product to below the conditions quoted.

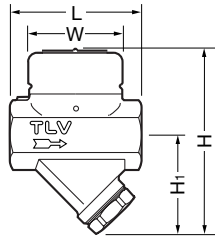
No.	Description	Material	JIS	ASTM/AISI*
①	Body	Carbon Steel	—	A105
② ^R	Module Valve Seat	Stainless Steel	SUS440C	AISI440C
③ ^R	Inner Cover	Stainless Steel	SUS420F2	AISI420F2
④ ^R	Disc	Stainless Steel	SUS440C	AISI440C
⑤ ^R	Disc Holder Ring	Stainless Steel	SUS630	AISI630
⑥ ^R	Air Vent Ring	Bimetal	—	—
⑦ ^{MR}	Outer Module Gasket	Graphite/Stainl. Steel	- /SUS316L	- /AISI316L
⑧	Nameplate	Stainless Steel	SUS304	AISI304
⑨ ^{MR}	Inner Module Gasket	Graphite/Stainl. Steel	- /SUS316L	- /AISI316L
⑩ ^R	Screen inner/outer	Stainless Steel	SUS304/430	AISI304/430
⑪ ^{MR}	Screen Holder Gasket	Soft Iron	SUYP	AISI1010
⑫	Screen Holder	Carbon Steel	—	A105
⑬	Cap	Stainless Steel	SUS304	AISI304
⑭	Flange (shown overleaf)	Carbon/Cast Steel**	—	A105/A216 Gr. WCB
⑮	Socket (shown overleaf)	Carbon Steel	—	A105



* Equivalent ** Material depends on flange specifications
Replacement kits available : (M) maintenance parts, (R) repair parts

Dimensions

•A65S Screwed

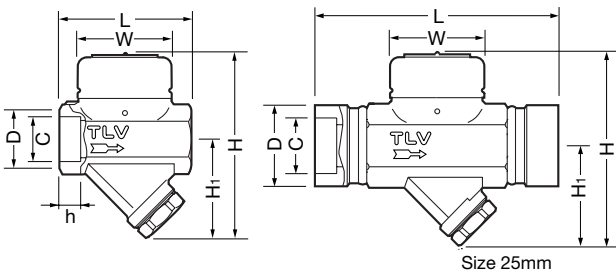


A65S Screwed* (mm)

Size	L	H	H ₁	φW	Weight (kg)
15	80	112	62	57.5	1.2
20					1.4
25	88	117			

* Rc (PT), other standards available

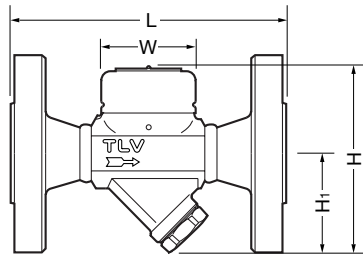
•A65S Socket Welded



A65S Socket Welded (mm)

Size	L	H	H ₁	φW	φD	φC	h	Weight (kg)
15	80	112	62	57.5	30	22.2	13	1.2
20	88	117			44	27.7		
25	150				50	34.5	14	1.7

•A65S Flanged

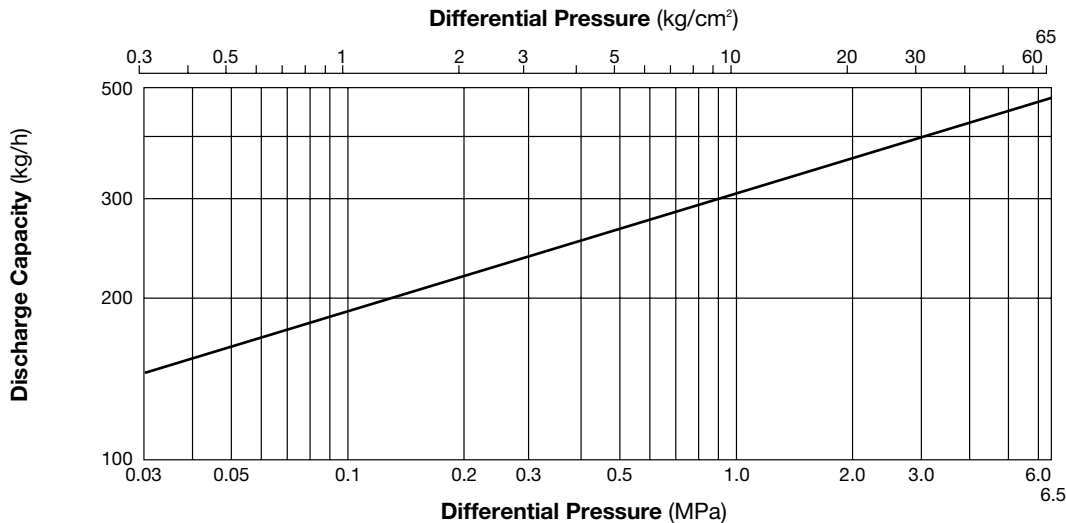


A65S Flanged (mm)

Size	L				H	H ₁	φW	Weight (kg)
	ASME Class							
	150RF	300RF	600RF	900RF				
15	140	140	140	170	112	62	57.5	3.3 (5.7)
20	165	165	165	195				4.7 (7.2)
25	210	210	210	220				6.1 (11)

Other standards available, but length and weight may vary
* Weight is for Class 600 RF (900 RF)

Discharge Capacity



1. Differential pressure is the difference between the inlet and outlet pressure of the trap.
2. Recommended safety factor: at least 2.

Manufacturer

ISO 9001/ISO 14001

TLV® CO., LTD.
Kakogawa, Japan

is approved by LRQA Ltd. to ISO 9001/14001

