



FREE FLOAT AIR TRAP

MODEL JAH7

Features

Large capacity free float cast steel air trap for high pressure to automatically drain condensate and oil from compressed air systems.

1. Self-modulating free float provides soft, continuous, and smooth, low velocity discharge as process loads vary.
2. Perfect air tight seal, even under no-load conditions.
3. Only one moving part, the free float, eliminates concentrated valve wear and provides long maintenance-free service life.
4. Built-in screen with large surface area ensures extended trouble-free service.
5. Major internal parts made of stainless steel.



Specifications

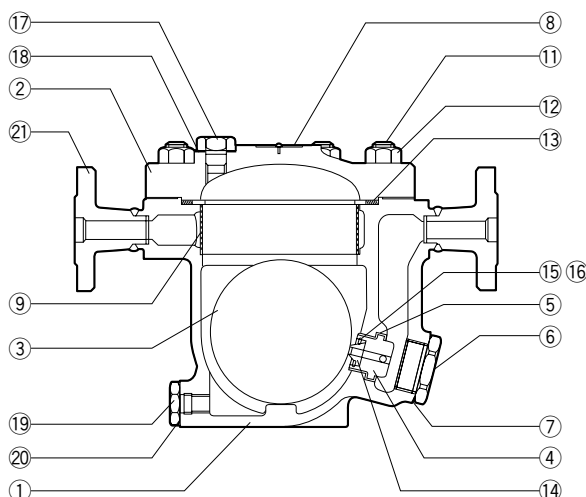
Model	JAHW7	JAH7
Connection	Socket Welded	Flanged
Size (mm)	15, 20, 25, 40, 50	
Orifice No.	16, 45	
Maximum Operating Pressure (MPaG) PMO	1.6, 4.5	
Maximum Differential Pressure (MPa) ΔPMX	1.6, 4.5	
Maximum Operating Temperature (°C) TMO	100	

PRESSURE SHELL DESIGN CONDITIONS (NOT OPERATING CONDITIONS): Maximum Allowable Pressure (MPaG) PMA: 6.5 1 MPa = 10.197 kg/cm²
Maximum Allowable Temperature (°C) TMA: 425



To avoid abnormal operation, accidents or serious injury, DO NOT use this product outside of the specification range.
Local regulations may restrict the use of this product to below the conditions quoted.

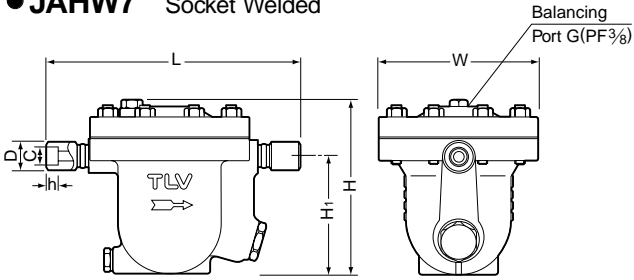
No.	Description	Material	JIS	ASTM/AISI*
①	Body	Cast Steel	SCPH2	A216 Gr. WCB
②	Cover	Carbon Steel	S25C	AISI1025
③	Float	Stainless Steel	SUS316L	AISI316L
④	Valve Seat Holder	Stainless Steel	SUS420F	AISI420F
⑤	Valve Seat Gasket	Soft Iron	SUYP	AISI1010
⑥	Valve Seat Plug	Cast Stainless Steel	SCS13A	A351 Gr. CF-8
⑦	Plug Gasket	Soft Iron	SUYP	AISI1010
⑧	Nameplate	Stainless Steel	SUS304	AISI304
⑨	Screen	Stainless Steel	SUS430	AISI430
⑩	Socket*** (JAHW7)	Cast Steel	S25C	AISI1025
⑪	Cover Bolt	Alloy Steel	SNB16	A193 Gr. B16
⑫	Cover Nut	Carbon Steel	S45C	AISI1045
⑬	Cover Gasket	Stainl. Stl./Graphite	SUS304	AISI304
⑭	Valve Seat	Synthetic Rubber	NBR	NBR
⑮	Washer	Stainless Steel	SUS304	AISI304
⑯	Snap Ring	Stainless Steel	SUS304	AISI304
⑰	Balancing Line Plug	Carbon Steel	S25C	AISI1025
⑱	Plug Gasket	Soft Iron	SUYP	AISI1010
⑲	Drain Plug	Carbon Steel	S45C	AISI1025
⑳	Drain Plug Gasket	Soft Iron	SUYP	AISI1010
㉑	Flange	Carbon/Cast Steel**	—	A105/216WCB



* Equivalent ** Either A105 or A216 WCB, depending upon flange specifications
*** Shown on reverse

Dimensions

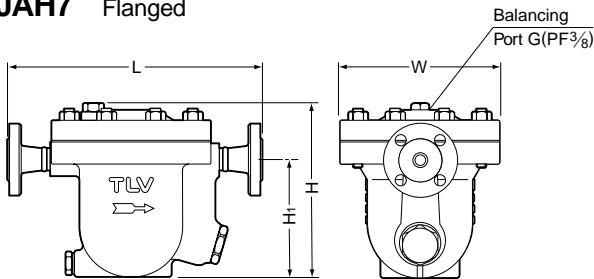
● **JAHW7** Socket Welded



JAHW7 Socket Welded (mm)

Size	φD	φC	h	L	H	H ₁	φW	Weight (kg)
15	34	22.2	12	350	238	162	222	25
20	40	27.7	14					
25	49	34.5	14					
40	66	49.1	17	336				27
50	79.5	61.1						28

● **JAH7** Flanged



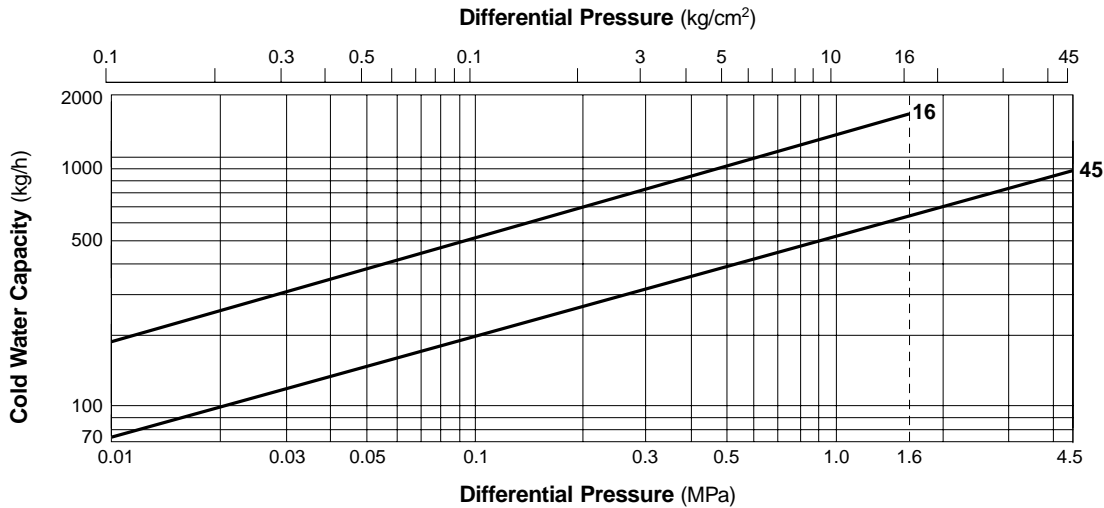
JAH7 Flanged* (mm)

Size	L (ASME Class)		H	H ₁	φW	Weight (approx. kg)
	150, 300, 600RF	900RF				
15	350	350	238	162	222	26
20		362				27
25		368				30
40	380	390				32
50	390	400				40

* Other standards available, but length and weight may vary

NOTE: A pressure-balancing line must be connected to the air system from the balancing port at the top of the trap to a place above any possible condensate accumulation in the system.

Discharge Capacity



1. Line numbers within the graph refer to orifice numbers.
2. Differential pressure is the difference between the inlet and outlet pressure of the trap.
3. The chart is applicable to condensate below 100°C.
4. The discharge capacity is for a liquid with specific gravity of 1.
5. Recommended safety factor: at least 1.5.

CAUTION DO NOT use traps under conditions that exceed maximum differential pressure as condensate backup will occur!

Manufacturer

ISO 9001/ISO 14001

TLV® CO., LTD.
Kakogawa, Japan

is approved by LRQA Ltd. to ISO 9001/14001

