



ThermoDyne™ STEAM TRAP

MODEL A3N

THERMODYNAMIC DISC TRAP WITH THERMOSTATIC AIR VENTING

Benefits

Steam-jacketed disc trap for long life on mains, tracers, and coils.

1. Inline replaceable module valve seat to lower repair costs.
2. Steam jacketing reduces no-load cycling and extends life.
3. Quick thermostatic air venting with bimetal ring for fast start-up.
4. Lapped disc provides steam-tight seal without air binding for long life.
5. Built-in, easy-to-clean screen for extended trouble-free service.
6. Hardened stainless steel working surfaces for long life.



Specifications

Model	A3N	
Connection	Screwed	
Size (in)	1/2, 3/4, 1	
Maximum Operating Pressure (psig)	PMO	230
Minimum Operating Pressure (psig)		5
Maximum Operating Temperature (°F)	TMO	428
Maximum Allowable Pressure (psig)	PMA	250
Maximum Allowable Temperature (°F)	TMA	428
Maximum Back Pressure		80% of Inlet Pressure

Connections and sizes in bold are standard



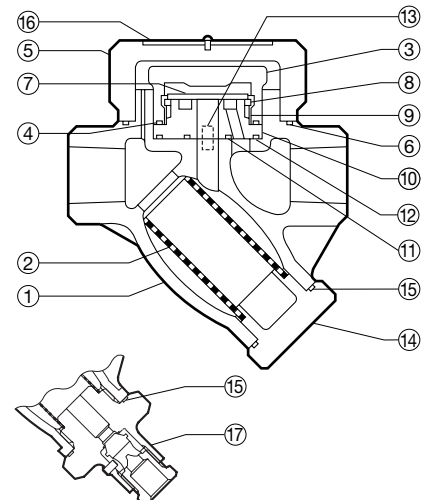
CAUTION

To avoid abnormal operation, accidents or serious injury, DO NOT use this product outside of the specification range. Local regulations may restrict the use of this product to below the conditions quoted.

No.	Description	Material	ASTM/AISI*	JIS
①	Body	Malleable Cast Iron	A47 Gr.32510	FCMB27-05
② ^R	Screen	Stainless Steel	AISI430	SUS430
③ ^R	Inner Cover	Stainless Steel	AISI410F2	SUS410F2
④ ^R	Inner Cover Gasket	Fluorine Resin	PTFE	PTFE
⑤	Outer Cover	Malleable Cast Iron	A47 Gr.32510	FCMB27-05
⑥ ^{MR}	Outer Cover Gasket	Fluorine Resin	PTFE	PTFE
⑦ ^R	Disc	Stainless Steel	AISI420	SUS420J2
⑧ ^R	Disc Holder Ring	Stainless Steel	AISI420	SUS420J2
⑨ ^R	Air Vent Ring	Bimetal	—	—
⑩ ^R	Module Valve Seat	Stainless Steel	AISI420F	SUS420F
⑪ ^R	Inner Module Gasket	Fluorine Resin	PTFE	PTFE
⑫ ^R	Outer Module Gasket	Fluorine Resin	PTFE	PTFE
⑬ ^R	Module Pin	Alloy Steel	A485	SUJ2
⑭	Screen Holder	Malleable Cast Iron	A47 Gr.32510	FCMB27-05
⑮ ^{MR}	Screen Holder Gasket	Fluorine Resin	PTFE	PTFE
⑯	Nameplate	Stainless Steel	AISI304	SUS304
⑰	BD2 Blowdown Valve**	Cast Stainless Steel	A351 Gr.CF8	—

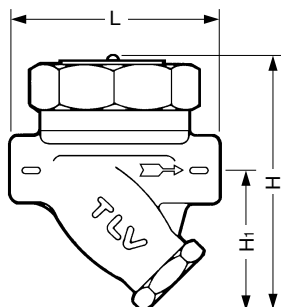
* Equivalent ** Option

Replacement kits available: (M) maintenance parts, (R) repair parts



Dimensions

● **A3N** Screwed



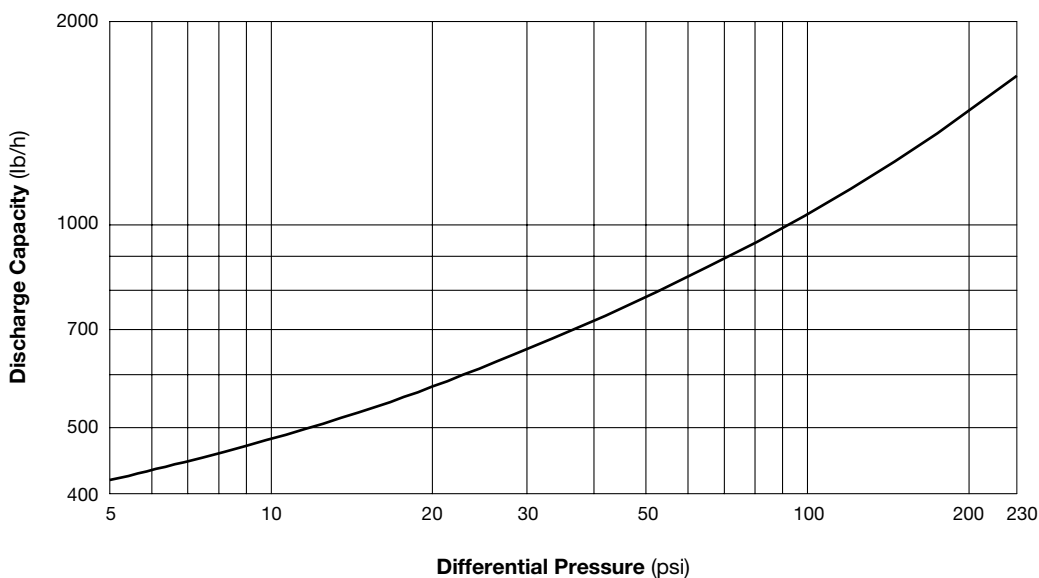
A3N Screwed* (in)

Size	L	H**	H1**	Weight (lb)
1/2	3 7/8	4 19/16	2 11/16	3.3
3/4	4 1/8	4 15/16		3.5
1	4 7/16	5 1/4	2 7/8	4.0

* NPT, other standards available

** With optional BD2 add approx. 3/8" to H and H1

Discharge Capacity



1. Differential pressure is the difference between the inlet and outlet pressure of the trap.
2. Recommended safety factor: at least 2.



DO NOT DISASSEMBLE OR REMOVE THIS PRODUCT WHILE IT IS UNDER PRESSURE. Allow internal pressure of this product to equal atmospheric pressure and its surface to cool to room temperature before disassembling or removing. Failure to do so could cause burns or other injury. READ INSTRUCTION MANUAL CAREFULLY.

TLV CORPORATION

13901 South Lakes Drive, Charlotte, NC 28273-6790
 Phone: 704-597-9070 Fax: 704-583-1610
 E-mail: tlv@tlvengineering.com
 For Technical Service 1-800 "TLV TRAP"



Manufacturer

TLV CO., LTD.

Kakogawa, Japan

is approved by LRQA Ltd. to ISO 9001/14001

ISO 9001/ISO 14001

