



THERMODYNE STEAM TRAP

MODEL P10 Clean Steam Trap

THERMODYNAMIC STEAM TRAP FOR PURE AND CLEAN STEAM SYSTEMS

Benefits

Thermodynamic steam trap recommended for use with sterilizers and steam mains in clean and pure steam systems.

1. Wetted parts are all 316L stainless steel, making this trap highly suitable for clean steam applications.
2. Air jacketing reduces cycling and extends life.
3. Compact for easy installation.
4. Maintainable design lowers cleaning costs.



Specifications

Model		P10	
Connection		Screwed	Clamp End
Size (in)		1/2	
Maximum Operating Pressure (psig)	PMO	150	
Minimum Operating Pressure (psig)		Horizontally installed: 3.5	Vertically installed: 6
Maximum Operating Temperature (°F)	TMO	850	
Maximum Allowable Pressure (psig)	PMA	300	
Maximum Allowable Temperature (°F)	TMA	850	
Maximum Back Pressure		80% of Inlet Pressure	
Finishing (Internal/External)		Natural Machining/Natural Forged Surface	

Connections and sizes in bold are standard



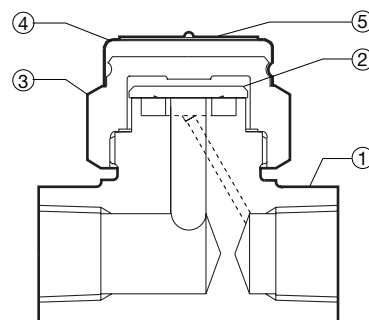
CAUTION

To avoid abnormal operation, accidents or serious injury, DO NOT use this product outside of the specification range. Local regulations may restrict the use of this product to below the conditions quoted.

No.	Description	Material	ASTM/AISI*	JIS
1	Body	Stainless Steel	AISI316L	SUS316L
2	Disc	Stainless Steel	AISI316L	SUS316L
3	Cover**	Stainless Steel	AISI316L	SUS316L
4	Cap	Stainless Steel	AISI304	SUS304
5	Nameplate	Stainless Steel	AISI304	SUS304

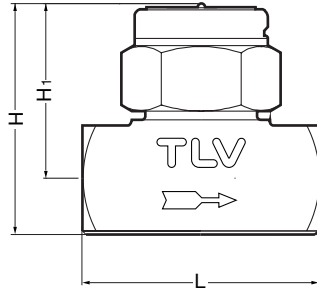
* Equivalent

** Anti-seize applied to threads is approved to FDA CFR Title 21 paragraph 178 section 3570



Dimensions

● **P10 Screwed**

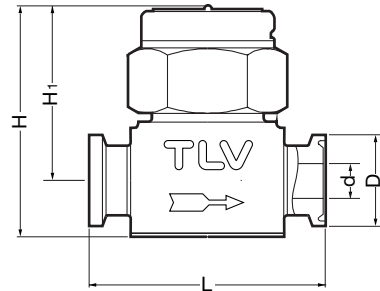


P10 Screwed* (in)

Size	L	H	H ₁	Weight (lb)
1/2	2 1/2	2 1/2	1 7/8	1.3

* NPT, other standards available

● **P10 Clamp End**



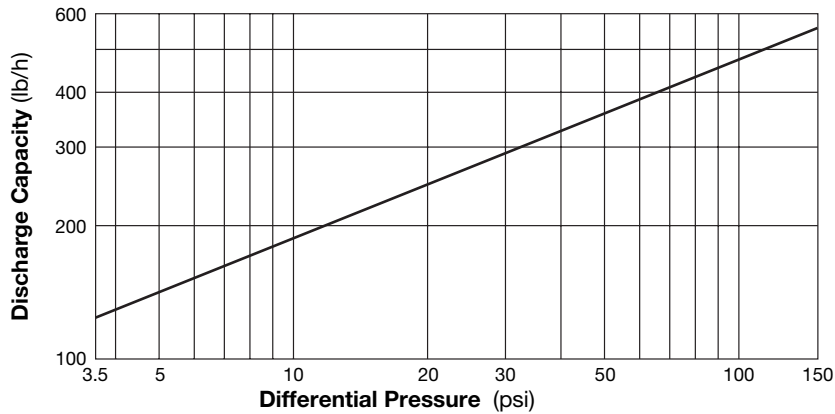
P10 Clamp End* (in)

Size	L	H	H ₁	φD	φd	Weight (lb)
1/2	2 1/2	2 1/2	1 7/8	1	3/8	1.3

* Fits to Tri-Clamp compatible, other standards available

Tri-Clamp is a registered trademark of Alfa Laval Corporate AB.

Discharge Capacity



1. Differential pressure is the difference between the inlet and outlet pressure of the trap.
2. Recommended safety factor: at least 2.



CAUTION DO NOT DISASSEMBLE OR REMOVE THIS PRODUCT WHILE IT IS UNDER PRESSURE. Allow internal pressure of this product to equal atmospheric pressure and its surface to cool to room temperature before disassembling or removing. Failure to do so could cause burns or other injury. READ INSTRUCTION MANUAL CAREFULLY.

TLV CORPORATION

13901 South Lakes Drive, Charlotte, NC 28273-6790
 Phone: 704-597-9070 Fax: 704-583-1610
 E-mail: tlv@tlvengineering.com
 For Technical Service 1-800 "TLV TRAP"



Manufacturer
TLV® CO., LTD.
 Kakogawa, Japan
 is approved by LRQA Ltd. to ISO 9001/14001

ISO 9001/ISO 14001

