



AUTOMATIC AIR VENT

MODEL VS1C

AUTOMATIC AIR VENT FOR HIGH TEMPERATURE LIQUIDS

Features

All stainless steel air vent for vertical installation in liquid systems. Automatically vents air from liquids above 0.8 S.G.*

1. Precision-ground float, three-point seating and valve seat with rubber contact ensure superior sealing.
2. Unique rotational seating design prevents concentrated wear.
3. Dual function as air vent and vacuum breaker.
4. Optional high temperature stainless steel valve seat available.**

* Consult TLV for specific gravities lower than 0.8

** Sealing effectiveness may be slightly lowered



Patented

Specifications

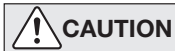
Model		VS1C
Connection		Screwed
Size (mm)		15, 20, 25
Orifice No.		10, 21
Maximum Operating Pressure (MPaG)	PMO	1.0, 2.1
Minimum Operating Pressure (MPaG)		0.01
Maximum Operating Temperature (°C)	TMO	150 (220 with optional metal seat**)
Applicable Fluids*		Water, Other Liquids

* Do not use for toxic, flammable or otherwise hazardous fluids

** Maximum valve leak rate: 0.50 kg/h

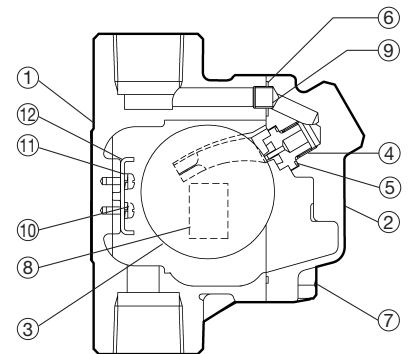
1 MPa = 10.197 kg/cm²

PRESSURE SHELL DESIGN CONDITIONS (**NOT** OPERATING CONDITIONS): Maximum Allowable Pressure (MPaG) PMA: 2.1
Maximum Allowable Temperature (°C) TMA: 220



To avoid abnormal operation, accidents or serious injury, DO NOT use products outside of the specification range. Local regulations may restrict the use of this product to below the conditions quoted.

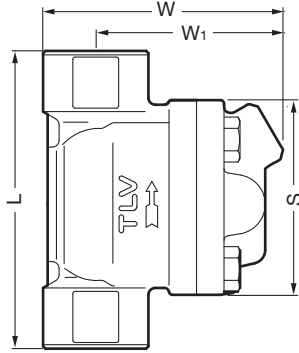
No.	Description	Material	JIS	ASTM/AISI*
①	Body	Cast Stainless Steel	—	A351 Gr.CF8
②	Cover	Cast Stainless Steel	—	A351 Gr.CF8
③	Float	Stainless Steel	SUS316L	AISI316L
④	Valve Seat	Fluorine Rubber/Stainless Steel	FPM/SUS303	D2000HK/AISI303
⑤	Valve Seat Gasket	Fluorine Resin	PTFE	PTFE
⑥	Cover Gasket	Fluorine Resin	PTFE	PTFE
⑦	Cover Bolt	Stainless Steel	SUS304	AISI304
⑧	Nameplate	Stainless Steel	SUS304	AISI304
⑨	Connector	Stainless Steel	SUS304	AISI304
⑩	Screw	Stainless Steel	SUS304	AISI304
⑪	Spring Washer	Stainless Steel	SUS304	AISI304
⑫	Guide Plate	Stainless Steel	SUS304	AISI304



* Equivalent

Dimensions

● VS1C Screwed



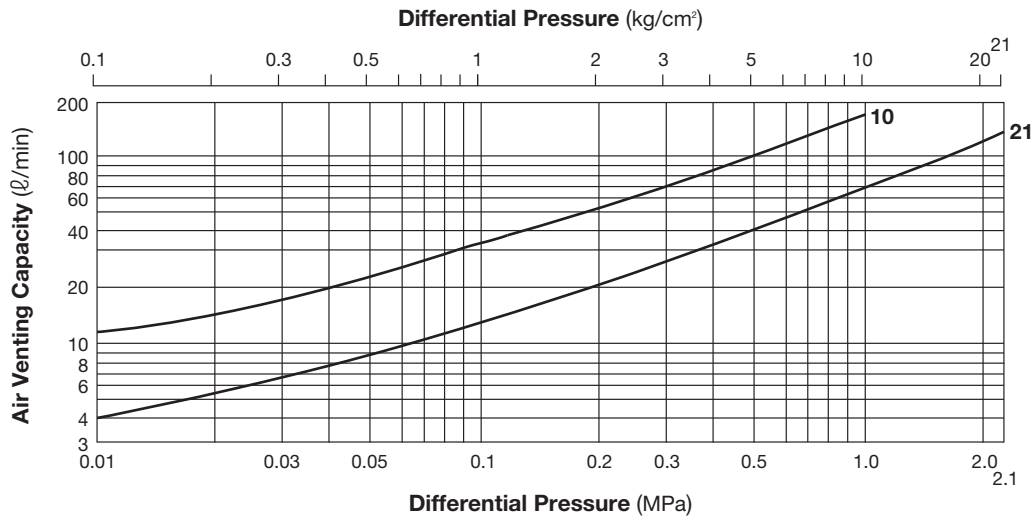
VS1C Screwed*

(mm)

Size	L	W	W ₁	S	Weight (kg)
15	110	103	82	85	1.6
20	120				1.7
25	130				1.8

* Rc(PT), other standards available

Air Venting Capacity



1. Line numbers within the graph above refer to orifice numbers.
2. Differential pressure is the difference between the inlet and outlet pressure of the air vent.
3. Capacities are equivalent capacities of air at 20 °C under atmospheric pressure.



CAUTION Air vents used under conditions which exceed maximum differential pressure will fail closed.

Manufacturer
TLV® CO., LTD.
 Kakogawa, Japan
 is approved by LRDA Ltd. to ISO 9001/14001

