



FREE FLOAT[®] STEAM TRAP

MODEL **SJH3X** CAST STEEL
STAINLESS STEEL

FREE FLOAT STEAM TRAP WITH THREE-POINT SEATING AND THERMOSTATIC AIR VENTING

Features

Reliable and durable steam trap with tight shut-off for use on small to medium high pressure process equipment. Models for horizontal or vertical piping installation.

1. Self-modulating free float provides continuous, smooth, low velocity condensate discharge as process loads vary.
2. Precision-ground float, constant water seal and three-point seating design ensure a steam-tight seal, even under no-load conditions.
3. Thermostatic capsule (X-element) with "fail open" feature vents air automatically until close-to-steam temperature.
4. Built-in screen with large surface area ensures extended trouble-free operation.
5. Easy, inline access to internal parts simplifies cleaning and reduces maintenance costs.

Pressure Equipment Directive (PED)

Classification according to PED 2014/68/EU, fluid group 2

Size	Category	CE Marking
DN 15	—*	Art. 4, Sec. 3 (sound engineering practice), CE marking not allowed

* Manufactured in accordance with sound engineering practice



Specifications

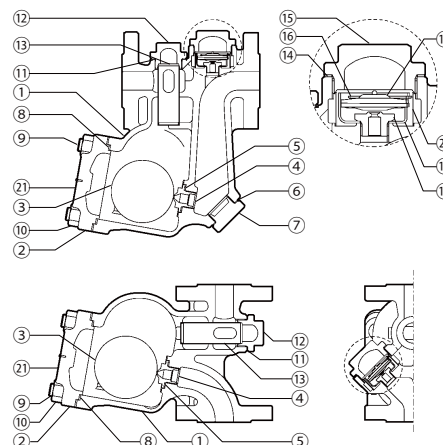
Model	SJH3NX	SJH3VX
Installation	Horizontal	Vertical
Connection	Flanged	
Size	DN 15	
Orifice No.	5, 10, 14, 22, 32	
Maximum Operating Pressure (barg) PMO	5, 10, 14, 22, 32	
Maximum Differential Pressure (bar) ΔPMX	5, 10, 14, 22, 32	
Maximum Operating Temperature (°C) TMO	240	
Subcooling of X-element Fill (°C)	up to 6	
Type of X-element	C6	

PRESSURE SHELL DESIGN CONDITIONS (**NOT** OPERATING CONDITIONS): Maximum Allowable Pressure (barg) PMA: 40 1 bar = 0.1 MPa
Maximum Allowable Temperature (°C) TMA: 400

No.	Description	Material	DIN*	ASTM/AISI*
①	Body	Cast Steel A216 Gr.WCB	1.0619	—
		Cast Stainless Steel** A351 Gr.CF8	1.4312	—
②	Cover	Carbon Steel A105	1.0460	—
		Cast Stainless Steel** A351 Gr.CF8	1.4312	—
③	Float	Stainless Steel SUS316L	1.4404	AISI316L
④	Orifice	—	—	—
⑤	Orifice Gasket	Graphite/Stainless Steel SUS316L	-/1.4404	-/AISI316L
⑥	Orifice Plug Gasket (SJH3NX)	Soft Iron SUYP	1.1121	AISI1010
		Stainless Steel** SUS316L	1.4404	AISI316L
⑦	Orifice Plug (SJH3NX)	Cast Stainless Steel A351 Gr.CF8	1.4312	—
⑧	Cover Gasket	Graphite/Stainless Steel SUS316L	-/1.4404	-/AISI316L
⑨	Cover Bolt	Alloy Steel SNB7	1.7225	A193 Gr.B7
		Stainless Steel** SUS304	1.4301	AISI304
⑩	Cover Nut	Carbon Steel S45C	1.0503	AISI1045
		Stainless Steel** SUS304	1.4301	AISI304
⑪	Screen Holder Gasket	Soft Iron SUYP	1.1121	AISI1010
		Stainless Steel** SUS316L	1.4404	AISI316L
⑫	Screen Holder	Cast Stainless Steel A351 Gr.CF8	1.4312	—
⑬	Screen	Stainless Steel SUS430	1.4016	AISI430
⑭	X-element Cover Gasket	Soft Iron SUYP	1.1121	AISI1010
		Stainless Steel** SUS316L	1.4404	AISI316L
⑮	X-element Cover	Cast Stainless Steel A351 Gr.CF8	1.4312	—
⑯	Spring Clip	Stainless Steel SUS304	1.4301	AISI304
⑰	X-element	Stainless Steel	—	—
⑱	Air Vent Valve Seat	Stainless Steel SUS420F	1.4028	AISI420F
⑲	X-element Guide	Stainless Steel SUS304	1.4301	AISI304
⑳	Air Vent Screen	Stainless Steel SUS304	1.4301	AISI304
㉑	Nameplate	Stainless Steel SUS304	1.4301	AISI304

* Equivalent materials ** For stainless steel model

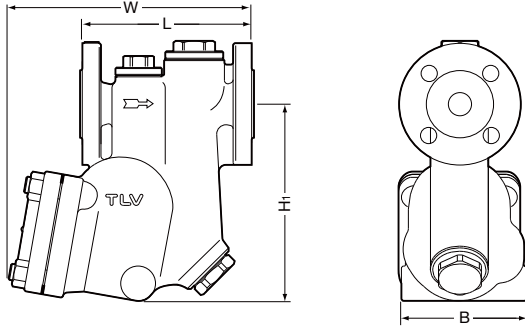
CAUTION To avoid abnormal operation, accidents or serious injury, DO NOT use this product outside of the specification range. Local regulations may restrict the use of this product to below the conditions quoted.



Copyright © TLV

Dimensions

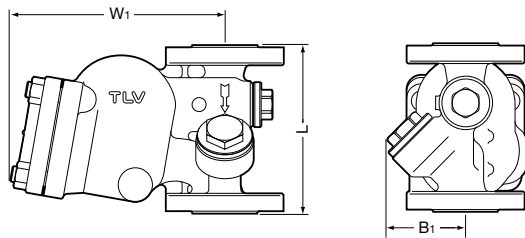
● **SJH3NX** Flanged



SJH3NX Flanged (mm)

DN	L		H ₁	W	B	Weight (kg)
	DIN 2501					
	PN25/40					
15	150		160	190	95	6.7

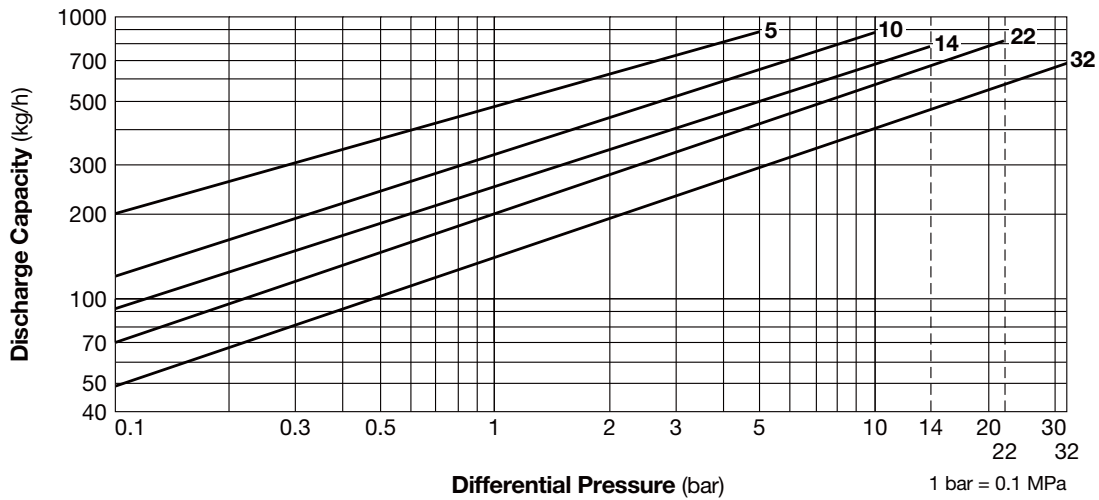
● **SJH3VX** Flanged



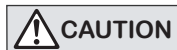
SJH3VX Flanged (mm)

DN	L		W ₁	B ₁	Weight (kg)
	DIN 2501				
	PN25/40				
15	150		165	70	5.6

Discharge Capacity



1. Line numbers within the graph are orifice numbers.
2. Differential pressure is the difference between the inlet and outlet pressure of the trap.
3. Capacities are based on continuous discharge of condensate 6 °C below saturated steam temperature.
4. Recommended safety factor: at least 1.5.



DO NOT use this product under conditions that exceed maximum differential pressure, as condensate backup will occur!

Manufacturer
TLV CO., LTD.
 Kakogawa, Japan
 is approved by LRQA Ltd. to ISO 9001/14001

