



# AUTOMATIC AIR VENT

## MODEL VS1C-M2

### AUTOMATIC AIR VENT FOR HIGH TEMPERATURE LIQUIDS

#### Benefits

**Stainless steel air vent installs vertically in liquid systems. Automatically vents air for liquids above 0.8 S.G.\***

1. Precision-ground float, three-point seating and valve seat with rubber contact ensure superior sealing.
2. Up to 2300 psig hydraulic shock rating ensures excellent durability of the float.
3. Unique rotational seating design prevents concentrated wear.
4. Dual air vent and vacuum breaker capability lowers installation costs.
5. Optional high temperature stainless steel valve seat available.\*\*

\* Consult TLV for specific gravities lower than 0.8

\*\* Sealing effectiveness may be slightly lowered.



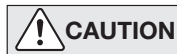
#### Specifications

Model		VS1C-M2
Connection		<b>Screwed</b>
Size (in)		<b>½, ¾, 1</b>
Orifice No.		10, 21
Maximum Operating Pressure (psig)	PMO	150, 300
Minimum Operating Pressure (psig)		1.5
Maximum Operating Temperature (°F)	TMO	302 (428 with optional metal seat**)
Maximum Allowable Pressure (psig)	PMA	300
Maximum Allowable Temperature (°F)	TMA	428
Applicable Fluids*		Water, Other Liquids

\* Do not use for toxic, flammable, or otherwise hazardous fluids

\*\* Maximum valve leak rate: 1 lb/h

**Connections and sizes in bold are standard**

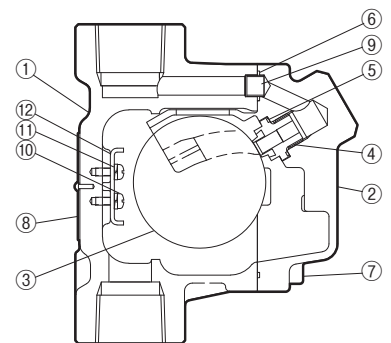


**CAUTION**

To avoid abnormal operation, accidents or serious injury, DO NOT use this product outside of the specification range. Local regulations may restrict the use of this product to below the conditions quoted.

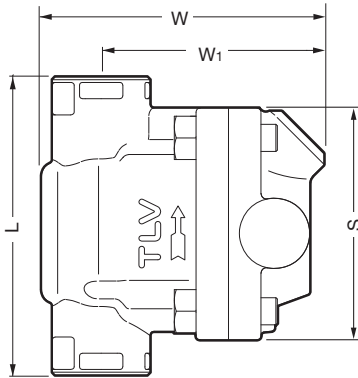
No.	Description	Material	ASTM/AISI*	JIS
①	Body	Cast Stainless Steel	A351/A351M Gr.CF8	—
②	Cover	Cast Stainless Steel	A351/A351M Gr.CF8	—
③	Float	Stainless Steel	AISI316L	SUS316L
④	Valve Seat	Fluorine Rubber/Stainless Steel	D2000HK/AISI303	FPM/SUS303
⑤	Valve Seat Gasket	Fluorine Resin	—	PTFE
⑥	Cover Gasket	Fluorine Resin	—	PTFE
⑦	Cover Bolt	Stainless Steel	—	—
⑧	Nameplate	Stainless Steel	AISI304	SUS304
⑨	Connector	Stainless Steel	AISI304	SUS304
⑩	Screw	Stainless Steel	AISI304	SUS304
⑪	Spring Washer	Stainless Steel	AISI304	SUS304
⑫	Guide Plate	Stainless Steel	AISI304	SUS304

\* Equivalent



**Dimensions**

● **VS1C-M2** Screwed

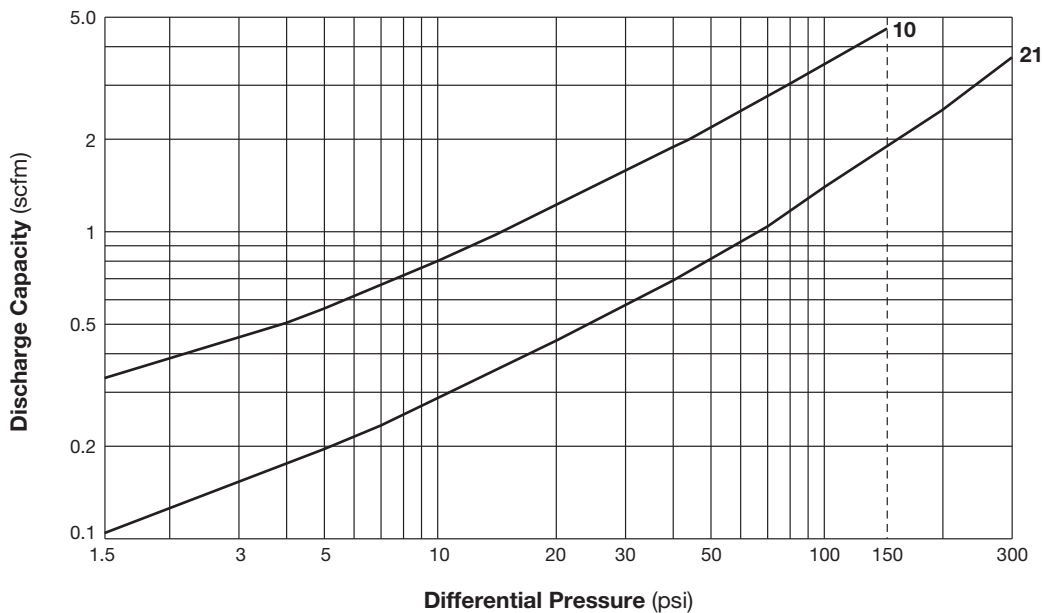


**VS1C-M2** Screwed\* (in)

Size	L	W**	W1**	S	Weight (lb)
1/2	4 5/16	4 5/16	3 3/8	3 3/8	3.3
3/4	4 3/4				
1	5 1/8				3.7

\* NPT, other standards available  
 \*\* Approx.

**Discharge Capacity**



1. Line numbers within the graph above refer to orifice numbers.
2. Differential pressure is the difference between the inlet and outlet pressure of the air vent.
3. Capacities are equivalent capacities of air at 68 °F under atmospheric pressure.

**CAUTION** Air vents used under conditions that exceed maximum differential pressure will fail closed.

**CAUTION** DO NOT DISASSEMBLE OR REMOVE THIS PRODUCT WHILE IT IS UNDER PRESSURE. Allow internal pressure of this product to equal atmospheric pressure and its surface to cool to room temperature before disassembling or removing. Failure to do so could cause burns or other injury. READ INSTRUCTION MANUAL CAREFULLY.

**TLV CORPORATION**

13901 South Lakes Drive, Charlotte, NC 28273-6790  
 Tel: 704-597-9070 Fax: 704-583-1610  
 E-mail: [tlv@tlvengineering.com](mailto:tlv@tlvengineering.com) <https://www.tlv.com>  
 For Technical Service 1-800 "TLV TRAP"



Manufacturer  
**TLV CO., LTD.**  
 Kakogawa, Japan  
 is approved by LRQA Ltd. to ISO 9001/14001

