



RADIATOR TRAP

MODEL RT3A

DURABLE THERMOSTATIC RADIATOR TRAP WITH OVEREXPANSION PROTECTION

Benefits

Extremely durable, inline repairable thermostatic radiator trap.

1. No leakage through the trap orifice, due to the durability and tight sealing of hardened stainless steel of the ball valve.
2. The thermo-element is protected from overexpansion by the overexpansion spring, providing stable performance and long life.
3. Easy, inline access to internal parts simplifies cleaning and lowers maintenance cost.
4. Large valve orifice permits rapid purging of rust, scale and initial air, for faster warm-ups.
5. All internal parts made of long life stainless steel, body and cover made of brass for durability.
6. Union nipple and nut at inlet side included to facilitate installation and removal of the trap.



Specifications

Model		RT3A
Connection		Screwed
Size (in)		1/2, 3/4
Maximum Operating Pressure (psig)	PMO	45
Minimum Operating Pressure (psig)		1.5
Maximum Operating Temperature (°F)	TMO	292
Maximum Allowable Pressure (psig)	PMA	45
Maximum Allowable Temperature (°F)	TMA	292

Connections and sizes in bold are standard

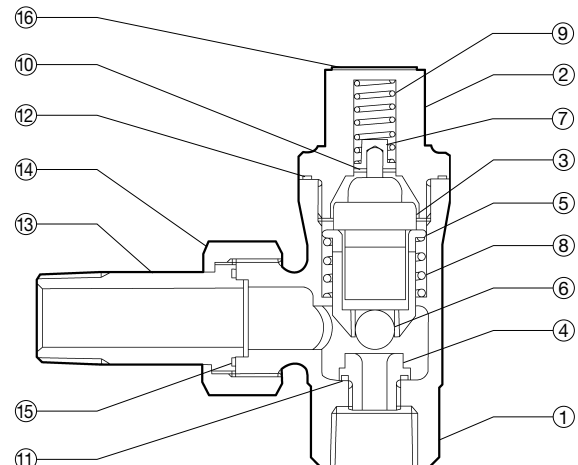


CAUTION

To avoid abnormal operation, accidents or serious injury, DO NOT use this product outside of the specification range. Local regulations may restrict the use of this product to below the conditions quoted.

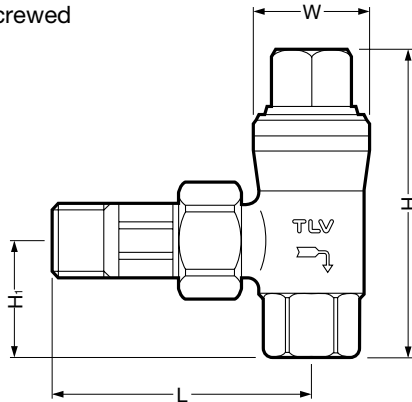
No.	Description	Material	ASTM/AISI*	JIS
①	Body	Brass	B124C37700	C377 1
②	Cover	Brass	B16C36000	C3604
③	Thermo-element	Brass Alloy	—	—
④	Valve Seat	Stainless Steel	AISI303	SUS303
⑤	Guide	Brass	B16C36000	C3604
⑥	Valve	Stainless Steel	AISI440C	SUS440C
⑦	Spring Holder	Stainless Steel	AISI303	SUS303
⑧	Return Spring	Stainless Steel	AISI304	SUS304
⑨	Overexpansion Spring	Stainless Steel	AISI304	SUS304
⑩	Snap Ring	Stainless Steel	AISI301	SUS301
⑪	Valve Seat Gasket	Fluorine Resin	PTFE	PTFE
⑫	Cover Gasket	Fluorine Resin	PTFE	PTFE
⑬	Union Nipple	Brass	B16C36000	C3604
⑭	Union Nut	Brass	B16C36000	C3604
⑮	Union Gasket	Fluorine Resin	PTFE	PTFE
⑯	Nameplate	Aluminum	B209	AIP

* Equivalent



Dimensions

● **RT3A**
Screwed

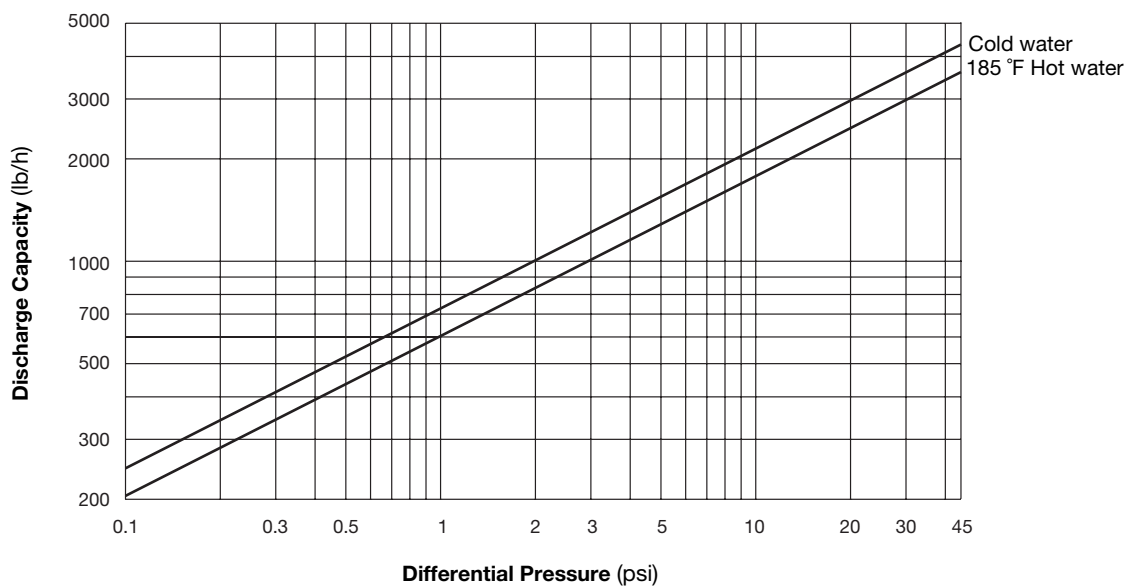


RT3A Screwed* (in)

Size	L	H	H ₁	φW	Weight (lb)
1/2	3 1/8	3 11/16	1 3/8	1 3/8	1.3
3/4	3 3/8	3 13/16	1 5/8		1.5

* Inlet NPT male; outlet NPT female, other standards available

Discharge Capacity



1. Capacities are based on continuous discharge of water.
2. Differential pressure is the difference between the inlet and outlet pressure of the trap.
3. Recommended safety factor: at least 2.

CAUTION DO NOT use traps under conditions that exceed maximum differential pressure, as condensate backup will occur!

CAUTION DO NOT DISASSEMBLE OR REMOVE THIS PRODUCT WHILE IT IS UNDER PRESSURE. Allow internal pressure of this product to equal atmospheric pressure and its surface to cool to room temperature before disassembling or removing. Failure to do so could cause burns or other injury. READ INSTRUCTION MANUAL CAREFULLY.

TLV CORPORATION

13901 South Lakes Drive, Charlotte, NC 28273-6790
 Tel: 704-597-9070 Fax: 704-583-1610
 E-mail: tlv@tlvengineering.com <https://www.tlv.com>
 For Technical Service 1-800 "TLV TRAP"



Manufacturer
TLV CO., LTD.
 Kakogawa, Japan
 is approved by LRQA Ltd, to ISO 9001/14001

