



FREE FLOAT STEAM TRAP

MODEL JH7RH-B/JH7RH-V

FREE FLOAT STEAM TRAP WITH THERMOSTATIC OR MANUAL AIR VENTING

Features

A reliable and durable low alloy cast steel steam trap for use on medium-size process equipment, also suitable for both superheated and extremely high-pressure applications.

1. Self-modulating free float provides continuous, smooth, low-velocity condensate discharge as process loads vary.
2. Precision-ground float, constant water seal and three-point seating design ensure a steam-tight seal, even under no-load conditions.
3. Only one moving part, the free float, eliminates concentrated valve wear and provides a long maintenance-free service life.
4. **JH7RH-B**: Thermostatic bimetal air vent valve vents air automatically for rapid startup.
5. **JH7RH-V***: Easy-to-use air vent for rapid startup
6. Built-in screen with large surface area ensures extended trouble-free operation.
7. Easy, inline access to internal parts simplifies cleaning and reduces maintenance costs.



* Option

Specifications

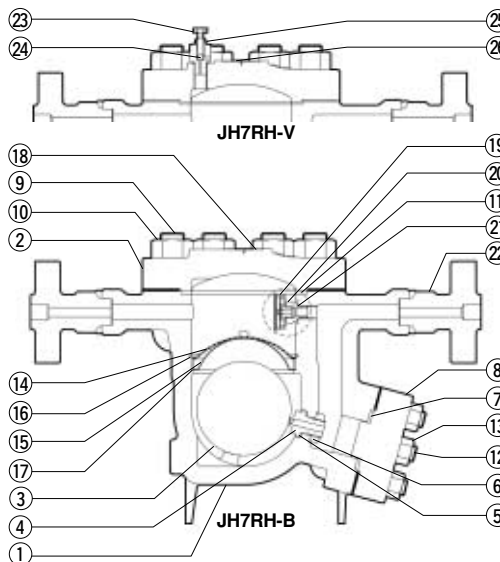
Model	JH7RH-B		JH7RH-V (option)	
	Socket Welded	Flanged	Socket Welded	Flanged
Connection				
Size (mm)	15, 20, 25		15, 20, 25	
Orifice No.	80, 100		100, 120	
Maximum Operating Press. (MPaG) PMO	8.0, 10		10, 12	
Maximum Differential Press. (MPa) ΔPMX	8.0, 10		10, 12	
Minimum Operating Press. (MPaG)	0.01		0.01	
Maximum Operating Temp. (°C) TMO	425		530	
Type of Air Vent	Bimetal (vents air up to approx. 100 °C)		Manual Air Vent Valve	

PRESSURE SHELL DESIGN CONDITIONS (NOT OPERATING CONDITIONS):
 Maximum Allowable Pressure (MPaG) PMA: 12 Maximum Allowable Temperature (°C) TMA: 425 (JH7RH-B), 530 (JH7RH-V)
 1 MPa = 10.197 kg/cm²



To avoid abnormal operation, accidents or serious injury, DO NOT use this product outside of the specification range. Local regulations may restrict the use of this product to below the conditions quoted.

No.	Description	Material	JIS	ASTM/AISI*
①	Body	Low Alloy Cast Steel	—	A217 Gr.WC9
②	Cover	Low Alloy Cast Steel	—	A217 Gr.WC9
③ ^F	Float	Stainless Steel	SUS316L	AISI316L
④ ^R	Orifice	—	—	—
⑤ ^{MR}	Orifice Gasket	Graphite/Stainless Steel	- /SUS316	- /AISI316
⑥ ^R	Lock Nut	Stainless Steel	SUS303	AISI303
⑦ ^{MR}	Outlet Cover Gasket	Graphite/Stainless Steel	- /SUS309S+cb	- /AISI309S+cb
⑧	Outlet Cover	Stainless Steel	SUS420J2	AISI420
⑨	Cover Bolt	Alloy Steel	SNB16	A193 Gr.B16
⑩	Cover Nut	Alloy Steel	SNB7	A193 Gr.B7
⑪ ^{MR}	Cover Gasket	Graphite/Stainless Steel	- /SUS309S+cb	- /AISI309S+cb
⑫	Outlet Cover Bolt	Alloy Steel	SNB16	A193 Gr.B16
⑬	Outlet Cover Nut	Alloy Steel	SNB7	A193 Gr.B7
⑭ ^R	Screen	Stainless Steel	SUS430	AISI430
⑮	Screen Holder	Stainless Steel	SUS304	AISI304
⑯	Snap Ring	Stainless Steel	SUS304	AISI304
⑰	Screen Holder Retainer	Stainless Steel	SUS304	AISI304
⑱	Nameplate	Stainless Steel	SUS304	AISI304
⑲ ^R	Bimetal Air Vent Unit	—	—	—
⑳	Air Vent Guide	Stainless Steel	SUS303	AISI303
㉑ ^{MR}	Air Vent Unit Gasket	Stainless Steel	SUS316L	AISI316L
㉒	Flange	Alloy Steel	—	A182 F22 Cl.3
㉓ ^V	Air Vent Valve Stem	Stainless Steel	SUS304	AISI304
㉔ ^V	Steel Ball	Stainless Steel	SUS440C	AISI440C
㉕ ^V	Air Vent Valve Body	Stainless Steel	SUS303	AISI303
㉖ ^{MFRV}	Air Vent Valve Gasket	Stainless Steel	SUS316L	AISI316L



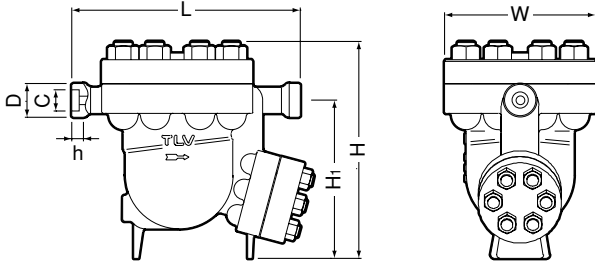
Copyright © TLV

* Equivalent

Replacement kits available: (M) maintenance parts, (R) repair parts, (F) float, (V) air vent valve unit

Dimensions

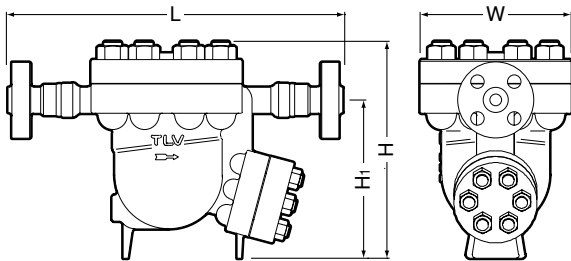
● **JH7RH-B/JH7RH-V** Socket Welded



JH7RH-B/JH7RH-V Socket Welded (mm)

Size	L	H	H ₁	φW	φD	φC	h	Weight (kg)
15	390	395	270	258	53.5	22.2	13	86
20						27.7		
25						34.5		

● **JH7RH-B/JH7RH-V** Flanged

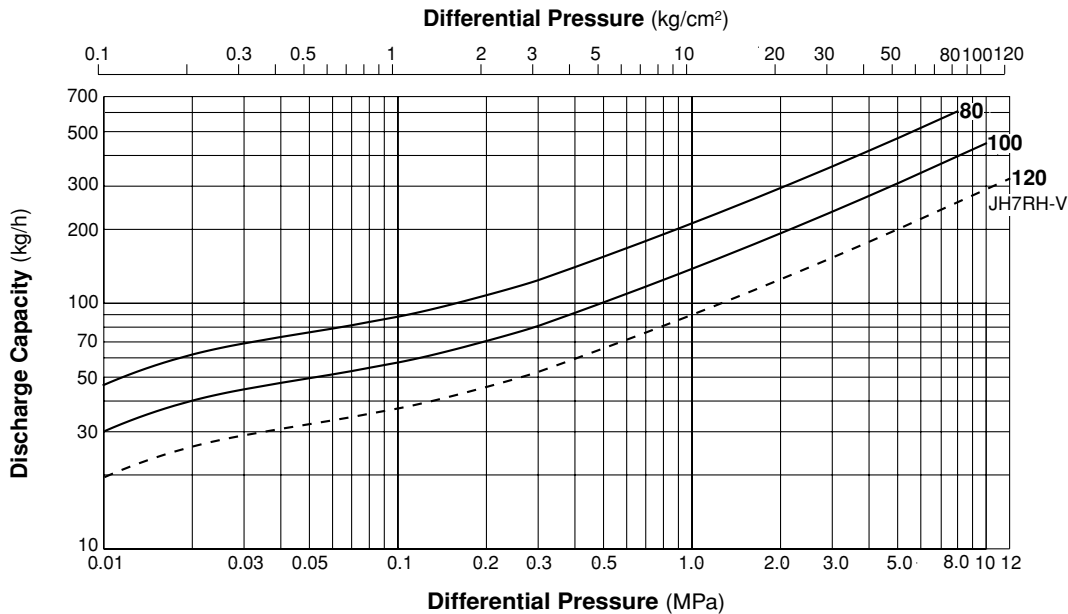


JH7RH-B/JH7RH-V Flanged (mm)

Size	L		H	H ₁	φW	Weight (kg)
	ASME Class					
	900RF	1500RF				
15	572	572	395	270	258	94
20						95
25						98

Other standards available, but length and weight may vary

Discharge Capacity



1. Line numbers within the graph are orifice numbers.
2. Differential pressure is the difference between the inlet and outlet pressure of the trap.
3. Capacities are based on continuous discharge of condensate 6°C below saturated steam temperature.
4. Recommended safety factor: at least 1.5.



Do not use traps under conditions that exceed maximum differential pressure, as condensate backup will occur!

Manufacturer

ISO 9001/ISO 14001

TLV CO., LTD.
Kakogawa, Japan

is approved by LRQA Ltd. to ISO 9001/14001

